



CANOE SLALOM
CANOË-KAYAK SLALOM

**RESULTS
BOOK**

**LIVRE DES
RÉSULTATS**

VERSION 1.0

5 AUG 2024 – 18:00





VERSION HISTORY

VERSION	DATE	CREATED BY	COMMENTS
1.0	05 AUG 2024	ÁLVARO SARMIENTO CABRERA	FIRST VERSION



Competition Format and Rules

Format et règlement des compétitions

As of MON 15 JUL 2024

Olympic Competition Format

Canoe Slalom at the Olympic Games Paris 2024 consists of three men's events and three women's events, as follows:

Olympic Competition Format			Boat Measurements			
	Event		Min. Length	Max. Length	Min. Width	Min. Weight
K1	Kayak Single	Men and Women	350cm	-	60cm	9kg
C1	Canoe Single	Men and Women	350cm	-	60cm	9kg
X1	Kayak Cross	Men and Women	-	275cm	-	18kg

Kayak Single and Canoe Single competition consists of Heats (2 runs), Semifinal (1 run) and Final (1 run).

Kayak Cross competition consists of Qualification Phase (Time Trial, Round 1 and Repechage) and Elimination (Heats, Quarterfinal, Semifinal, Final and Small Final).

Differences between the ICF World Championships and the Olympic Games

There are no Doubles or team competitions at the Olympic Games.

At the Olympic Games each NOC is limited to one or two athletes per event.

At the ICF World Championships, the number of participants in each event is much higher and the progression system is different.

Changes since the Olympic Games Tokyo 2020

The events Men's Kayak Cross and Women's Kayak Cross have been added to the programme. The number of finalists in the Kayak Single and Canoe Single has been changed to 12.

Sport Rules and Procedures

Progression

- Kayak Single and Canoe Single:

Number of entries	Semifinal	Final
17 to 18	15	12
19 to 20	16	12
21 to 22	18	12
23 to 24	20	12
25 to 26	22	12
27 and more	24	12

Note that these numbers are minimums for the Heats as the Qualification System allows more athletes to enter each event under certain conditions.

- Kayak Cross:

Number of entries	Number of athletes progressing from the Qualification Phase	Number of athletes in each race of the Heats
33 or less	24	3
34 or more	32	4

Note that the Elimination phase always starts with the Heats.



Competition Format and Rules

Format et règlement des compétitions

As of MON 15 JUL 2024

Race Distance and Duration

- Kayak Single and Canoe Single:
 - Gates: Minimum 18, maximum 25 (six or eight must be upstream). The gates must be numbered in the order of negotiation, starting from 1.
 - Start to finish distance: Minimum 150m , maximum 400m
 - The fastest run time is approximately ninety-five seconds
- Kayak Cross:
 - Gates: The course must consist of four to six downstream gates and where possible two pairs of upstream gates should be set to allow the athlete to choose to negotiate either up right or up left. The gates must be numbered in the order of negotiation, starting from 1.
 - The course must contain a marked roll zone or a roll barrier
 - The fastest run time is approximately forty-five to eighty seconds, depending on the course design

Gates

In Kayak Single and Canoe Single, the gate poles are painted with red and white rings if the gate must be negotiated upstream, or with green and white rings if the gate must be negotiated downstream. The gate numbers are also crossed with a red diagonal line on the side opposite to that of correct negotiation. The complete head of the competitor and a part of the boat must simultaneously cross the line between the poles in the correct direction for the gate, and in accordance with the course plan.

In Kayak Cross, the gate buoys are solid green for downstream negotiation and solid red for upstream negotiation. As in Kayak Single or Canoe Single, the gate number indicates the correct side of negotiation. An additional arrow is displayed on each buoy to confirm the correct way of negotiation. The complete head, both shoulders of the competitor and a part of the boat must simultaneously cross the gate line for a valid negotiation.

Start Interval

In Kayak Single and Canoe Single, the minimum permitted start interval is forty-five seconds. The start interval can be up to three minutes and thirty seconds for the Final.

Starting Order

- Kayak Single and Canoe Single
 - In Heats, athletes start in reverse order of their positions on the ICF World Ranking
 - In the Semifinal, athletes start in reverse order of their rank obtained in the Heats
 - In the Final, athletes start in reverse order of their rank obtained in the Semifinal
- Kayak Cross
 - In the Round 1 and the Repechage, athletes can choose their starting position based on their Time Trial rank. The best ranked athlete chooses first, followed by the second best ranked, etc.
 - In the Elimination, athletes can choose their starting position based on their Qualification Phase rank. The best ranked athlete chooses first, followed by the second best ranked, etc. This starting position selection process continues until the Final.

Tie Break Rules and Procedures

- Kayak Single and Canoe Single:
 - In the Heats, if two or more athletes obtain the same result for their best run, the result of their other run will resolve the tie. If athletes are still tied for the last qualifying position, they are given the same ranking and all will qualify to the Semifinal.



Competition Format and Rules

Format et règlement des compétitions

As of MON 15 JUL 2024

- If athletes are tied in the Semifinal for the last qualifying position, they are given the same ranking and all will qualify to the Final
- Ties in the Final remain and medals will be awarded as follows:
 - If two athletes are tied for gold, both will be awarded gold medals and no silver medal will be awarded
 - If three or more athletes are tied for gold, all will be awarded gold medals and no silver or bronze medals will be awarded
 - If two or more athletes are tied for silver, all will be awarded silver medals and no bronze medal will be awarded
 - If two or more athletes are tied for bronze, all will be awarded bronze medals
- Kayak Cross:
 - Qualification Phase:
 - Time Trial:
 - Athletes who finish with no penalties are ranked above athletes who receive a fault (FLT)
 - Athletes that received one or more faults (FLT) will be ranked by the number of faults in the run, athletes with less faults will be ranked higher. If they have the same number of faults, the athlete who progresses furthest through the course before their first fault occurs will be ranked higher. If the tie remains, athletes will be ranked based on their finish time in the Time Trial run.
 - If a tie remains, the athlete with the best ICF World Ranking is ranked first. Finally, if the tie remains, a draw is organised to decide the ranking.
 - Athletes marked as DNF or DSQ are ranked and can progress to Round 1. If two or more athletes are marked as DNF or DSQ, the athlete with the best ICF World Ranking will be ranked first.
 - Athletes marked as DNS or DQB are not ranked and are listed alphabetically within the same IRM group
 - Round 1 and Repechage:
 - Within each race, athletes are ranked by finishing position
 - If two or more athletes have the same finishing position after all means have been used and have not received a fault (FLT), they should be ranked by Time Trial rank
 - Athletes that received one or more faults (FLT) will be ranked by the number of faults in the race, athletes with less faults will be ranked higher. If they have the same number of faults, the athlete who progresses furthest through the course before their first fault occurs will be ranked higher. If their first fault occurs at the same gate, athletes will be ranked according to their finishing position. If still tied the athletes are ranked by Time Trial rank.
 - If two or more athletes are marked as RAL, DNF or DSQ, they will be ranked by Time Trial rank
 - Athletes marked as DNS or DQB are not ranked
 - Qualification Phase rank:

Following the Qualification Phase, the ranking will be calculated as follows:

 - all athletes who qualified directly from Round 1;
 - followed by athletes who qualified via the Repechage;
 - followed by eventual lucky losers;
 - followed by athletes eliminated after the Repechage;
 - followed by DNS and DQB in the Repechage;
 - followed by DNS and DQB in Round 1;
 - followed by the athletes not selected after the Time Trial.



Competition Format and Rules

Format et règlement des compétitions

As of MON 15 JUL 2024

Within each previously identified group (Round 1, Repechage, lucky losers or eliminated athletes), athletes will be listed according their race rank, then based on their original Time Trial rank and finally alphabetically

- Elimination:
 - In the Elimination, athletes are ranked by finishing position
 - If two or more athletes have the same finishing position after all means have been used and have not received a fault (FLT), they should be ranked by Qualification Phase rank
 - Athletes that received one or more faults (FLT) will be ranked by the number of faults in the race, athletes with less faults will be ranked higher. If they have the same number of faults, the athlete who progresses furthest through the course before their first fault occurs will be ranked higher. If their first fault occurs at the same gate, athletes will be ranked according to their finishing position. If still tied the athletes are ranked by Qualification Phase rank.
 - If two or more athletes are marked as RAL, DNF, DSQ or DNS, they will be ranked by Qualification Phase rank

Penalties

- Kayak Single and Canoe Single:
 - A two second penalty is given to an athlete that correctly negotiates a gate, but touches one or both poles
 - A 50 second penalty is given to any athlete that:
 - Intentionally pushes a gate to allow negotiation
 - Negotiates a gate in the wrong direction
 - Fails to negotiate a gate
 - Negotiates a gate without the head and part of the boat in the gate line simultaneously
 - Any athlete may start in the second run in the Heats, even if the athlete Did Not Start (DNS) or Did Not Finish (DNF) the first run, or was Disqualified for the run (DSQ).
- Kayak Cross:
 - Athletes receive a Fault (FLT) for the following actions:
 - False start
 - Not negotiating a gate properly, unless renegotiated
 - Not executing a boat roll properly, unless renegotiated
 - Athletes will be ranked as "RAL" for:
 - Not following the safety measures
 - Moving the gates to gain an unfair advantage
 - Athletes will be marked as "DNF" for the following actions:
 - Capsizing
 - Crossing the finish line upside down
 - Abandoning the course before the finish line
 - Athletes will be marked as "DNS" or "DSQ" for:
 - Equipment that does not comply with the ICF requirements
 - Athletes will be marked as "DNS" for:
 - Withdrawing the competition or being late at start
 - Equipment that fall from the start platform before the start



Competition Format and Rules

Format et règlement des compétitions

As of MON 15 JUL 2024

Protests / Appeals

In Kayak Single and Canoe Single, for judging and timing matters, a Team Leader may make one inquiry per athlete, per event, with no fee. The Chief Judge will review all the available information when processing of the inquiry. Following the investigation of the inquiry the decision of the Chief Judge becomes a matter of fact, and therefore cannot be protested further. An inquiry is considered only when submitted within five minutes of the unofficial results of the event being posted.

In Kayak Cross, no inquiry is permitted at any phase of the competition.

Note:
For further information please consult: www.canoeicf.com.



Number of Entries by NOC
Nombre d'inscriptions par CNO

REVISED
25 JUL 19:59

As of THU 25 JUL 2024

NOC	Men				Women				Total	
	Boats			Athletes	Boats			Athletes	Boats	Athletes
	K1	C1	X1		K1	C1	X1			
ALG - Algeria					1		1	1	2	1
AND - Andorra					1	1	1	1	3	1
AUS - Australia	1	1	2	2	1	1	2	2	8	4
AUT - Austria	1		1	1	1	1	2	2	6	3
BRA - Brazil	1	1	1	1	1	1	1	1	6	2
CAN - Canada	1	1	1	1	1	1	1	1	6	2
CHN - China	1		1	1	1	1	1	2	5	3
COM - Comoros	1		1	1					2	1
CRO - Croatia		1	1	1					2	1
CZE - Czechia	1	1	2	2	1	1	2	3	8	5
EOR - Refugee Olympic Team		1	1	1					2	1
ESP - Spain	1	1	2	3	1	1	2	2	8	5
FRA - France	1	1	2	3	1	1	2	3	8	6
GBR - Great Britain	1	1	2	2	1	1	2	2	8	4
GER - Germany	1	1	2	3	1	1	2	2	8	5
IRL - Ireland	1	1	2	2	1	1	1	2	7	4
ITA - Italy	1	1	1	2	1	1	2	2	7	4
JPN - Japan	1	1	1	2	1	1	2	2	7	4
MAR - Morocco	1		1	1					2	1
MEX - Mexico					1		1	1	2	1
NED - Netherlands		1	1	1	1	1	2	2	6	3
NZL - New Zealand	1		1	1	1		1	1	4	2
POL - Poland	1	1	2	2	1	1	1	1	7	3
SEN - Senegal	1	1	1	1					3	1
SLO - Slovenia	1	1	2	2	1	1	2	2	8	4
SUI - Switzerland	1		1	1	1	1	1	1	5	2
SVK - Slovakia	1	1	2	2	1	1	2	2	8	4
SWE - Sweden	1		1	1					2	1
TPE - Chinese Taipei	1		1	1	1		1	1	4	2
TUN - Tunisia	1	1	1	1					3	1
UKR - Ukraine					1	1	1	1	3	1
USA - United States		1	1	1	1	1	1	1	5	2
Total NOCs:	24	20	38	43	25	21	37	41	165	84

Note:
An athlete that qualifies and is selected by their NOC can participate in more than one event (including the event that they qualified in) as long as they do not exceed the maximum number of entries by event (one for Kayak Single, one for Canoe Single and two for Kayak Cross).

Legend:
C1 Canoe Single K1 Kayak Single X1 Kayak Cross

REVISED Updated number of boats (IRL - Ireland, Women X1) after team leaders meeting



Competition Officials

Officiels de compétition
As of MON 15 JUL 2024

Function	Name	Organisation
Jury	RABANEDA I CASELLES Lluís	ICF
	FARIAS Cecilia	ICF
	MAHAMOUD ABDOULKADER Ahmed	ICF
IF Delegate / Chief Official	PRONO Jean Michel	ICF
Chief Judge	NATOLI Sue	ICF
Assistant Chief Judge	MASKOVA Alena	ICF
Start Judge	WIJCKMANS Renaat	BEL - Belgium
Equipment Controller	ASHRAF Katayoun	IRI - Iran
Video Adjudication System Coordinator	WEISS Hans-Peter	GER - Germany
Finish Judge	CHAPLAIS Sébastien	FRA - France
Chief Scoring	RODRIGUEZ Meritxell	ESP - Spain
ICF Course Designer	GOIKOETXEA Irati	ESP - Spain
	SCHUBERT Sebastian	GER -Germany
Assistant Chief Scoring	YVET Jérôme	FRA - France
Kayak and Canoe		
Gates Judges	CAUDRY Graeme	AUS - Australia
	KUTA Lenka	CZE - Czechia
	ALONSO GUTIERREZ Fernando	ESP - Spain
	DELAGE Sophie	FRA - France
	GRUDZINSKI Andrew	GBR - Great Britain
	TROMPETER Frank	GER - Germany
	KONDO Yasuhiro	JPN - Japan
	MADRIGAL Luz	MEX - Mexico
	KLIEVERIK Elke	NED - Netherland
	BAILEY Kellie	NZL - New Zeland
	KLEMEN Rosanda	SLO - Slovenia
	LACROIX Franck	FRA - France
	Transmission Operators	BOULAN Catherine
BRUNEAU Sandie		FRA - France



Function	Name	Organisation
	DULISCOUET Carole	FRA - France
	PORTIER Flavien	FRA - France
	LONGA Bruno	FRA - France
	THUEUX Laëtitia	FRA - France
Video Judge Coordinator	LOKKEN Eric	USA - United States of America
Video Judges	WOODGATE Colin	GBR - Britain
	BUAPAT Arpornpan (Kikky)	THA - Thailand
	ZAHORSKA Lucia	SVK - Slovakia
Kayak Cross		
Assistant Equipment Controller		
Pre starters	BAILEY Kellie	NZL - New Zeland
	MADRIGAL Luz	MEX - Mexico
Assistant pre-start	PORTIER Flavien	FRA - France
	LONGA Bruno	FRA - France
Gate Judges	KUTA Lenka	CZE - Czechia
	ALONSO GUTIERREZ Fernando	ESP - Spain
	DELAGE Sophie	FRA - France
	GRUDZINSKI Andrew	GBR - Britain
	TROMPETER Frank	GER - Germany
	KONDO Yasuhiro	JPN - Japan
	KLIEVERIK Elke	NED - Netherland
	KLEMEN Rosanda	SLO - Slovenia
	LACROIX Franck	FRA - France
Assistant Finish		
Assistant Judge	BOULAN Catherine	FRA - France
	BRUNEAU Sandie	FRA - France
	DULISCOUET Carole	FRA - France
Video Judge Coordinator	LOKKEN Eric	USA - United States of America
Video Judges	WOODGATE Colin	GBR - Great Britain
	BUAPAT Arpornpan (Kikky)	THA - Thailand
	ZAHORSKA Lucia	SVK - Slovakia
	CAUDRY Graeme	AUS - Australia



Medallists by Event

Médaillé(e)s par épreuve

As of MON 5 AUG 2024 at 17:05

After 6 of 6 Events

Event	Date	Medal	Name	NOC Code
Men's Kayak Single	THU 1 AUG	Gold	de GENNARO Giovanni	ITA
		Silver	CASTRYCK Titouan	FRA
		Bronze	ECHANIZ Pau	ESP
Women's Kayak Single	SUN 28 JUL	Gold	FOX Jessica	AUS
		Silver	ZWOLINSKA Klaudia	POL
		Bronze	WOODS Kimberley	GBR
Men's Canoe Single	MON 29 JUL	Gold	GESTIN Nicolas	FRA
		Silver	BURGESS Adam	GBR
		Bronze	BENUS Matej	SVK
Women's Canoe Single	WED 31 JUL	Gold	FOX Jessica	AUS
		Silver	LILIK Elena	GER
		Bronze	LEIBFARTH Evy	USA
Men's Kayak Cross	MON 5 AUG	Gold	BUTCHER Finn	NZL
		Silver	CLARKE Joseph	GBR
		Bronze	HEGGE Noah	GER
Women's Kayak Cross	MON 5 AUG	Gold	FOX Noemie	AUS
		Silver	HUG Angele	FRA
		Bronze	WOODS Kimberley	GBR



Results
Résultats

Rk	Bib No.	Name	NOC Code	1st Run				2nd Run				Best	
				Time	Pen. Sec.	Total Time	Rk	Time	Pen. Sec.	Total Time	Rk	Time	Behind
1	6	CASTRYCK Titouan	FRA	83.71	0	83.71	1	80.09	0	80.09	1	80.09	SF
2	1	PRSKAVEC Jiri	CZE	83.74	0	83.74	2	82.90	2	84.90	2	83.74	+3.65 SF
3	2	de GENNARO Giovanni	ITA	86.46	2	88.46	12	85.34	0	85.34	3	85.34	+5.25 SF
4	3	CLARKE Joseph	GBR	86.89	50	136.89	23	83.62	2	85.62	4	85.62	+5.53 SF
5	9	ANDERSON Timothy	AUS	88.37	0	88.37	11	83.78	2	85.78	5	85.78	+5.69 SF
6	5	DOUGOUD Martin	SUI	86.30	0	86.30	3	86.24	52	138.24	22	86.30	+6.21 SF
7	10	BUTCHER Finn	NZL	86.35	0	86.35	4	88.08	54	142.08	24	86.35	+6.26 SF
8	18	GONCALVES Pedro	BRA	86.64	0	86.64	5	86.71	4	90.71	13	86.64	+6.55 SF
9	11	GRIGAR Jakub	SVK	87.10	0	87.10	6	87.80	4	91.80	15	87.10	+7.01 SF
10	12	HEGGE Noah	GER	85.67	2	87.67	8	87.15	0	87.15	6	87.15	+7.06 SF
11	8	QUAN Xin	CHN	87.23	0	87.23	7	87.80	2	89.80	10	87.23	+7.14 SF
12	15	ECHANIZ Pau	ESP	85.84	2	87.84	9	86.37	2	88.37	7	87.84	+7.75 SF
13	13	POLACZYK Mateusz	POL	87.89	0	87.89	10	87.58	52	139.58	23	87.89	+7.80 SF
14	4	KAUZER Peter	SLO	88.93	2	90.93	16	86.84	2	88.84	8	88.84	+8.75 SF
15	16	OHRSTROM Isak	SWE	87.43	2	89.43	13	85.55	50	135.55	21	89.43	+9.34 SF
16	14	SOUDI Mathis	MAR	89.90	0	89.90	14	87.45	2	89.45	9	89.45	+9.36 SF
17	23	JEMAI Salim	TUN	95.11	6	101.11	19	90.03	0	90.03	11	90.03	+9.94 SF
18	7	OSCHMAUTZ Felix	AUT	86.07	4	90.07	15	88.40	4	92.40	16	90.07	+9.98 SF
19	17	HENDRICK Noel	IRL	88.64	10	98.64	18	88.68	2	90.68	12	90.68	+10.59 SF
20	20	TANAKA Yuuki	JPN	91.21	12	103.21	21	89.78	2	91.78	14	91.78	+11.69 SF
21	19	BALDONI Alex	CAN	93.18	2	95.18	17	93.25	4	97.25	17	95.18	+15.09
22	24	BOURHIS Yves	SEN	94.11	56	150.11	24	95.85	2	97.85	18	97.85	+17.76
23	21	WU Shao-Hsuan	TPE	95.22	6	101.22	20	97.45	2	99.45	19	99.45	+19.36
24	22	BARAT Andy	COM	101.82	4	105.82	22	105.59	2	107.59	20	105.82	+25.73

Progression System: 20 fastest after both runs qualify to Semifinal. Remainder are eliminated.

Legend:	No.	Number	Pen. Sec.	Penalty seconds	Rk	Rank	SF	Qualified for Semifinals
---------	-----	--------	-----------	-----------------	----	------	----	--------------------------



Race Analysis
Analyse de la course

Rk	Bib No.		Name	NOC code	Result																											
	Start Orde	Run			Rk	Pen. Sec.	Run Time	Run Total																								
				1	2	3	4	5	6	7	8	9	10	11	12	13	14	15	16	17	18	19	20	21	22	23						
				Split Time 1 ↑						Split Time 2 ↑						Split Time 3 ↑																
1	6	CASTRYCK Titouan		FRA			80.09																									
		19	R1	1	-	-	-	-	-	-	-	-	-	-	-	-	-	-	-	-	-	-	-	-	-	-	-	-				
				Split Time 1: 20.59						Split Time 2: 46.13						Split Time 3: 64.60						0 83.71 83.71										
19	R2	1	-	-	-	-	-	-	-	-	-	-	-	-	-	-	-	-	-	-	-	-	-	-	-	-	-					
				Split Time 1: 19.57						Split Time 2: 44.44						Split Time 3: 62.28						0 80.09 80.09										
2	1	PRSKAVEC Jiri		CZE			83.74																									
		24	R1	2	-	-	-	-	-	-	-	-	-	-	-	-	-	-	-	-	-	-	-	-	-	-	-					
				Split Time 1: 20.84						Split Time 2: 46.02						Split Time 3: 64.36						0 83.74 83.74										
24	R2	2	-	-	-	-	-	-	-	-	-	-	-	-	-	-	-	-	-	-	-	-	-	-	-	-	-					
				Split Time 1: 20.12						Split Time 2: 45.60						Split Time 3: 63.85						2 82.90 84.90										
3	2	de GENNARO Giovanni		ITA			85.34																									
		23	R1	12	-	2	-	-	-	-	-	-	-	-	-	-	-	-	-	-	-	-	-	-	-	-	-					
				Split Time 1: 22.81						Split Time 2: 49.95						Split Time 3: 68.93						2 86.46 88.46										
23	R2	3	-	-	-	-	-	-	-	-	-	-	-	-	-	-	-	-	-	-	-	-	-	-	-	-	-					
				Split Time 1: 20.64						Split Time 2: 46.73						Split Time 3: 66.58						0 85.34 85.34										
4	3	CLARKE Joseph		GBR			85.62																									
		22	R1	23	-	-	-	-	-	50	-	-	-	-	-	-	-	-	-	-	-	-	-	-	-	-	-					
				Split Time 1: 21.33						Split Time 2: 97.86						Split Time 3: 117.24						50 86.89 136.89										
22	R2	4	-	-	-	-	-	-	-	-	-	-	-	-	-	-	-	-	-	-	-	-	-	2	-	-	-					
				Split Time 1: 20.04						Split Time 2: 45.44						Split Time 3: 64.00						2 83.62 85.62										
5	9	ANDERSON Timothy		AUS			85.78																									
		16	R1	11	-	-	-	-	-	-	-	-	-	-	-	-	-	-	-	-	-	-	-	-	-	-	-					
				Split Time 1: 22.41						Split Time 2: 47.71						Split Time 3: 68.29						0 88.37 88.37										
16	R2	5	-	-	-	-	2	-	-	-	-	-	-	-	-	-	-	-	-	-	-	-	-	-	-	-	-					
				Split Time 1: 22.85						Split Time 2: 48.52						Split Time 3: 67.08						2 83.78 85.78										
6	5	DOUGOUD Martin		SUI			86.30																									
		20	R1	3	-	-	-	-	-	-	-	-	-	-	-	-	-	-	-	-	-	-	-	-	-	-	-					
				Split Time 1: 20.96						Split Time 2: 47.64						Split Time 3: 67.43						0 86.30 86.30										
20	R2	22	-	2	-	-	-	-	-	-	50	-	-	-	-	-	-	-	-	-	-	-	-	-	-	-	-					
				Split Time 1: 22.95						Split Time 2: 99.45						Split Time 3: 118.72						52 86.24 138.24										
7	10	BUTCHER Finn		NZL			86.35																									
		15	R1	4	-	-	-	-	-	-	-	-	-	-	-	-	-	-	-	-	-	-	-	-	-	-	-					
				Split Time 1: 20.95						Split Time 2: 47.62						Split Time 3: 68.01						0 86.35 86.35										
15	R2	24	-	-	-	-	-	-	-	2	50	-	-	-	-	-	-	-	-	2	-	-	-	-	-	-	-					
				Split Time 1: 21.71						Split Time 2: 100.61						Split Time 3: 123.11						54 88.08 142.08										
8	18	GONCALVES Pedro		BRA			86.64																									
		7	R1	5	-	-	-	-	-	-	-	-	-	-	-	-	-	-	-	-	-	-	-	-	-	-	-					
				Split Time 1: 20.82						Split Time 2: 46.40						Split Time 3: 66.39						0 86.64 86.64										
7	R2	13	-	-	-	-	-	2	-	-	-	-	-	-	-	-	-	-	-	-	2	-	-	-	-	-	-					
				Split Time 1: 20.82						Split Time 2: 50.36						Split Time 3: 69.84						4 86.71 90.71										
9	11	GRIGAR Jakub		SVK			87.10																									
		14	R1	6	-	-	-	-	-	-	-	-	-	-	-	-	-	-	-	-	-	-	-	-	-	-	-					
				Split Time 1: 20.56						Split Time 2: 47.91						Split Time 3: 67.31						0 87.10 87.10										
14	R2	15	-	-	-	-	-	-	-	-	2	-	2	-	-	-	-	-	-	-	-	-	-	-	-	-	-					
				Split Time 1: 20.89						Split Time 2: 48.33						Split Time 3: 71.97						4 87.80 91.80										
10	12	HEGGE Noah		GER			87.15																									
		13	R1	8	2	-	-	-	-	-	-	-	-	-	-	-	-	-	-	-	-	-	-	-	-	-	-					
				Split Time 1: 22.60						Split Time 2: 48.52						Split Time 3: 68.30						2 85.67 87.67										
13	R2	6	-	-	-	-	-	-	-	-	-	-	-	-	-	-	-	-	-	-	-	-	-	-	-	-	-					
				Split Time 1: 21.59						Split Time 2: 48.95						Split Time 3: 68.18						0 87.15 87.15										



Race Analysis
Analyse de la course

Rk	Bib No.		Name	NOC code	Result		
	Start Orde	Run			Rk	Pen. Sec.	Run Time
			1 2 3 4 5 6 7 8 9 10 11 12 13 14 15 16 17 18 19 20 21 22 23				
			Split Time 1 ↑ Split Time 2 ↑ Split Time 3 ↑				
21	19		BALDONI Alex	CAN			95.18
	6	R1	17	- - - - - 2 - - - - -	2	93.18	95.18
			Split Time 1: 22.38 Split Time 2: 49.95 Split Time 3: 75.01				
	6	R2	17	- - - 2 2 -	4	93.25	97.25
			Split Time 1: 26.12 Split Time 2: 57.00 Split Time 3: 76.98				
22	24		BOURHIS Yves	SEN			97.85
	1	R1	24	- 2 2 - - - - - 2 - - - - - 50 - - - - - - - - - - -	56	94.11	150.11
			Split Time 1: 26.20 Split Time 2: 57.41 Split Time 3: 128.45				
	1	R2	18	- 2 - - - - -	2	95.85	97.85
			Split Time 1: 23.40 Split Time 2: 52.80 Split Time 3: 74.60				
23	21		WU Shao-Hsuan	TPE			99.45
	4	R1	20	- 2 - - - - - - - - - - - 2 - - - - - - - - - 2 - -	6	95.22	101.22
			Split Time 1: 25.50 Split Time 2: 54.07 Split Time 3: 78.28				
	4	R2	19	- 2 -	2	97.45	99.45
			Split Time 1: 25.60 Split Time 2: 55.86 Split Time 3: 77.37				
24	22		BARAT Andy	COM			105.82
	3	R1	22	- - - - - 2 - - - - - - - - - - - 2 - - - - - - - - -	4	101.82	105.82
			Split Time 1: 25.03 Split Time 2: 55.27 Split Time 3: 82.86				
	3	R2	20	- - - - - - - - - - - - - - - - - 2 - - - - - - - - -	2	105.59	107.59
			Split Time 1: 24.06 Split Time 2: 57.54 Split Time 3: 83.35				

Gate Summary
Touched
Missed

1	2	3	4	5	6	7	8	9	10	11	12	13	14	15	16	17	18	19	20	21	22	23
4	7	3	1	5	0	1	1	0	3	2	2	0	5	1	0	5	2	1	6	0	3	2
0	0	0	0	0	1	0	0	0	1	1	1	0	1	0	0	0	0	1	0	0	0	0

Legend:			
/	Upstream gate	No.	Number
R1	1st Run	R2	2nd Run
SF	Qualified for Semifinals	Pen. Sec.	Penalty seconds
		Rk	Rank



Results
Résultats

Rank	Bib No.	Name	NOC Code	Time	Penalty Seconds	Total Time	Behind	
1	3	CLARKE Joseph	GBR	89.51	0	89.51		F
2	12	HEGGE Noah	GER	89.24	2	91.24	+1.73	F
3	6	CASTRYCK Titouan	FRA	87.56	4	91.56	+2.05	F
4	7	OSCHMAUTZ Felix	AUT	91.83	0	91.83	+2.32	F
5	11	GRIGAR Jakub	SVK	90.00	2	92.00	+2.49	F
6	1	PRSKAVEC Jiri	CZE	90.53	2	92.53	+3.02	F
7	5	DOUGOUD Martin	SUI	93.07	0	93.07	+3.56	F
8	2	de GENNARO Giovanni	ITA	91.47	2	93.47	+3.96	F
9	16	OHRSTROM Isak	SWE	92.69	2	94.69	+5.18	F
10	9	ANDERSON Timothy	AUS	92.95	2	94.95	+5.44	F
11	8	QUAN Xin	CHN	93.95	2	95.95	+6.44	F
12	15	ECHANIZ Pau	ESP	94.11	2	96.11	+6.60	F
13	13	POLACZYK Mateusz	POL	92.49	6	98.49	+8.98	
14	20	TANAKA Yuuki	JPN	97.90	4	101.90	+12.39	
15	17	HENDRICK Noel	IRL	98.46	4	102.46	+12.95	
16	14	SOUDI Mathis	MAR	96.11	8	104.11	+14.60	
17	23	JEMAI Salim	TUN	104.68	2	106.68	+17.17	
18	4	KAUZER Peter	SLO	92.80	50	142.80	+53.29	
19	10	BUTCHER Finn	NZL	90.40	56	146.40	+56.89	
20	18	GONCALVES Pedro	BRA	91.09	56	147.09	+57.58	

Progression System: 12 fastest qualify to the Final. Remainder are eliminated.

Legend:
No. Number



Race Analysis

Analyse de la course

Rank	Bib No.	Name	NOC Code	Result																																																		
				Pen. Sec.	Run Time	Run Total																																																
		<table border="1"> <tr> <td>Start Order</td> <td>1</td><td>2</td><td>3</td><td>4</td><td>5</td><td>6</td><td>7</td><td>8</td><td>9</td><td>10</td><td>11</td><td>12</td><td>13</td><td>14</td><td>15</td><td>16</td><td>17</td><td>18</td><td>19</td><td>20</td><td>21</td><td>22</td><td>23</td> </tr> <tr> <td></td> <td colspan="5">Split Time 1 ↑</td> <td colspan="5">Split Time 2 ↑</td> <td colspan="5">Split Time 3 ↑</td> <td></td><td></td><td></td><td></td><td></td><td></td><td></td><td></td><td></td> </tr> </table>	Start Order	1	2	3	4	5	6	7	8	9	10	11	12	13	14	15	16	17	18	19	20	21	22	23		Split Time 1 ↑					Split Time 2 ↑					Split Time 3 ↑																
Start Order	1	2	3	4	5	6	7	8	9	10	11	12	13	14	15	16	17	18	19	20	21	22	23																															
	Split Time 1 ↑					Split Time 2 ↑					Split Time 3 ↑																																											
1	3 17	CLARKE Joseph	GBR			89.51																																																
		<table border="1"> <tr> <td>-</td><td>-</td><td>-</td><td>-</td><td>-</td><td>-</td><td>-</td><td>-</td><td>-</td><td>-</td><td>-</td><td>-</td><td>-</td><td>-</td><td>-</td><td>-</td><td>-</td><td>-</td><td>-</td><td>-</td><td>-</td><td>-</td><td>-</td><td>-</td> </tr> <tr> <td>Split Time 1:</td> <td colspan="5">19.93</td> <td colspan="5">Split Time 2:</td> <td colspan="5">46.07</td> <td colspan="5">Split Time 3:</td> <td colspan="3">68.47</td> </tr> </table>	-	-	-	-	-	-	-	-	-	-	-	-	-	-	-	-	-	-	-	-	-	-	-	-	Split Time 1:	19.93					Split Time 2:					46.07					Split Time 3:					68.47			0	89.51	89.51	
-	-	-	-	-	-	-	-	-	-	-	-	-	-	-	-	-	-	-	-	-	-	-	-																															
Split Time 1:	19.93					Split Time 2:					46.07					Split Time 3:					68.47																																	
2	12 11	HEGGE Noah	GER			91.24																																																
		<table border="1"> <tr> <td>-</td><td>-</td><td>-</td><td>-</td><td>-</td><td>-</td><td>-</td><td>-</td><td>-</td><td>-</td><td>-</td><td>-</td><td>-</td><td>2</td><td>-</td><td>-</td><td>-</td><td>-</td><td>-</td><td>-</td><td>-</td><td>-</td><td>-</td><td>-</td> </tr> <tr> <td>Split Time 1:</td> <td colspan="5">20.84</td> <td colspan="5">Split Time 2:</td> <td colspan="5">46.07</td> <td colspan="5">Split Time 3:</td> <td colspan="3">69.72</td> </tr> </table>	-	-	-	-	-	-	-	-	-	-	-	-	-	2	-	-	-	-	-	-	-	-	-	-	Split Time 1:	20.84					Split Time 2:					46.07					Split Time 3:					69.72			2	89.24	91.24	
-	-	-	-	-	-	-	-	-	-	-	-	-	2	-	-	-	-	-	-	-	-	-	-																															
Split Time 1:	20.84					Split Time 2:					46.07					Split Time 3:					69.72																																	
3	6 20	CASTRYCK Titouan	FRA			91.56																																																
		<table border="1"> <tr> <td>-</td><td>-</td><td>-</td><td>2</td><td>-</td><td>-</td><td>-</td><td>-</td><td>2</td><td>-</td><td>-</td><td>-</td><td>-</td><td>-</td><td>-</td><td>-</td><td>-</td><td>-</td><td>-</td><td>-</td><td>-</td><td>-</td><td>-</td><td>-</td> </tr> <tr> <td>Split Time 1:</td> <td colspan="5">21.79</td> <td colspan="5">Split Time 2:</td> <td colspan="5">50.23</td> <td colspan="5">Split Time 3:</td> <td colspan="3">70.56</td> </tr> </table>	-	-	-	2	-	-	-	-	2	-	-	-	-	-	-	-	-	-	-	-	-	-	-	-	Split Time 1:	21.79					Split Time 2:					50.23					Split Time 3:					70.56			4	87.56	91.56	
-	-	-	2	-	-	-	-	2	-	-	-	-	-	-	-	-	-	-	-	-	-	-	-																															
Split Time 1:	21.79					Split Time 2:					50.23					Split Time 3:					70.56																																	
4	7 3	OSCHMAUTZ Felix	AUT			91.83																																																
		<table border="1"> <tr> <td>-</td><td>-</td><td>-</td><td>-</td><td>-</td><td>-</td><td>-</td><td>-</td><td>-</td><td>-</td><td>-</td><td>-</td><td>-</td><td>-</td><td>-</td><td>-</td><td>-</td><td>-</td><td>-</td><td>-</td><td>-</td><td>-</td><td>-</td><td>-</td> </tr> <tr> <td>Split Time 1:</td> <td colspan="5">20.85</td> <td colspan="5">Split Time 2:</td> <td colspan="5">47.98</td> <td colspan="5">Split Time 3:</td> <td colspan="3">70.80</td> </tr> </table>	-	-	-	-	-	-	-	-	-	-	-	-	-	-	-	-	-	-	-	-	-	-	-	-	Split Time 1:	20.85					Split Time 2:					47.98					Split Time 3:					70.80			0	91.83	91.83	
-	-	-	-	-	-	-	-	-	-	-	-	-	-	-	-	-	-	-	-	-	-	-	-																															
Split Time 1:	20.85					Split Time 2:					47.98					Split Time 3:					70.80																																	
5	11 12	GRIGAR Jakub	SVK			92.00																																																
		<table border="1"> <tr> <td>-</td><td>-</td><td>-</td><td>-</td><td>-</td><td>-</td><td>-</td><td>-</td><td>-</td><td>-</td><td>-</td><td>-</td><td>-</td><td>2</td><td>-</td><td>-</td><td>-</td><td>-</td><td>-</td><td>-</td><td>-</td><td>-</td><td>-</td><td>-</td> </tr> <tr> <td>Split Time 1:</td> <td colspan="5">20.53</td> <td colspan="5">Split Time 2:</td> <td colspan="5">47.72</td> <td colspan="5">Split Time 3:</td> <td colspan="3">71.17</td> </tr> </table>	-	-	-	-	-	-	-	-	-	-	-	-	-	2	-	-	-	-	-	-	-	-	-	-	Split Time 1:	20.53					Split Time 2:					47.72					Split Time 3:					71.17			2	90.00	92.00	
-	-	-	-	-	-	-	-	-	-	-	-	-	2	-	-	-	-	-	-	-	-	-	-																															
Split Time 1:	20.53					Split Time 2:					47.72					Split Time 3:					71.17																																	
6	1 19	PRSKAVEC Jiri	CZE			92.53																																																
		<table border="1"> <tr> <td>-</td><td>-</td><td>-</td><td>-</td><td>-</td><td>-</td><td>-</td><td>-</td><td>-</td><td>-</td><td>-</td><td>-</td><td>2</td><td>-</td><td>-</td><td>-</td><td>-</td><td>-</td><td>-</td><td>-</td><td>-</td><td>-</td><td>-</td><td>-</td> </tr> <tr> <td>Split Time 1:</td> <td colspan="5">20.68</td> <td colspan="5">Split Time 2:</td> <td colspan="5">48.98</td> <td colspan="5">Split Time 3:</td> <td colspan="3">71.04</td> </tr> </table>	-	-	-	-	-	-	-	-	-	-	-	-	2	-	-	-	-	-	-	-	-	-	-	-	Split Time 1:	20.68					Split Time 2:					48.98					Split Time 3:					71.04			2	90.53	92.53	
-	-	-	-	-	-	-	-	-	-	-	-	2	-	-	-	-	-	-	-	-	-	-	-																															
Split Time 1:	20.68					Split Time 2:					48.98					Split Time 3:					71.04																																	
7	5 15	DOUGOUD Martin	SUI			93.07																																																
		<table border="1"> <tr> <td>-</td><td>-</td><td>-</td><td>-</td><td>-</td><td>-</td><td>-</td><td>-</td><td>-</td><td>-</td><td>-</td><td>-</td><td>-</td><td>-</td><td>-</td><td>-</td><td>-</td><td>-</td><td>-</td><td>-</td><td>-</td><td>-</td><td>-</td><td>-</td> </tr> <tr> <td>Split Time 1:</td> <td colspan="5">23.40</td> <td colspan="5">Split Time 2:</td> <td colspan="5">49.47</td> <td colspan="5">Split Time 3:</td> <td colspan="3">73.09</td> </tr> </table>	-	-	-	-	-	-	-	-	-	-	-	-	-	-	-	-	-	-	-	-	-	-	-	-	Split Time 1:	23.40					Split Time 2:					49.47					Split Time 3:					73.09			0	93.07	93.07	
-	-	-	-	-	-	-	-	-	-	-	-	-	-	-	-	-	-	-	-	-	-	-	-																															
Split Time 1:	23.40					Split Time 2:					49.47					Split Time 3:					73.09																																	
8	2 18	de GENNARO Giovanni	ITA			93.47																																																
		<table border="1"> <tr> <td>-</td><td>2</td><td>-</td><td>-</td><td>-</td><td>-</td><td>-</td><td>-</td><td>-</td><td>-</td><td>-</td><td>-</td><td>-</td><td>-</td><td>-</td><td>-</td><td>-</td><td>-</td><td>-</td><td>-</td><td>-</td><td>-</td><td>-</td><td>-</td> </tr> <tr> <td>Split Time 1:</td> <td colspan="5">23.28</td> <td colspan="5">Split Time 2:</td> <td colspan="5">49.14</td> <td colspan="5">Split Time 3:</td> <td colspan="3">71.56</td> </tr> </table>	-	2	-	-	-	-	-	-	-	-	-	-	-	-	-	-	-	-	-	-	-	-	-	-	Split Time 1:	23.28					Split Time 2:					49.14					Split Time 3:					71.56			2	91.47	93.47	
-	2	-	-	-	-	-	-	-	-	-	-	-	-	-	-	-	-	-	-	-	-	-	-																															
Split Time 1:	23.28					Split Time 2:					49.14					Split Time 3:					71.56																																	
9	16 6	OHRSTROM Isak	SWE			94.69																																																
		<table border="1"> <tr> <td>-</td><td>-</td><td>-</td><td>-</td><td>-</td><td>-</td><td>-</td><td>-</td><td>-</td><td>-</td><td>-</td><td>-</td><td>-</td><td>-</td><td>-</td><td>-</td><td>-</td><td>2</td><td>-</td><td>-</td><td>-</td><td>-</td><td>-</td><td>-</td> </tr> <tr> <td>Split Time 1:</td> <td colspan="5">20.25</td> <td colspan="5">Split Time 2:</td> <td colspan="5">46.65</td> <td colspan="5">Split Time 3:</td> <td colspan="3">69.70</td> </tr> </table>	-	-	-	-	-	-	-	-	-	-	-	-	-	-	-	-	-	2	-	-	-	-	-	-	Split Time 1:	20.25					Split Time 2:					46.65					Split Time 3:					69.70			2	92.69	94.69	
-	-	-	-	-	-	-	-	-	-	-	-	-	-	-	-	-	2	-	-	-	-	-	-																															
Split Time 1:	20.25					Split Time 2:					46.65					Split Time 3:					69.70																																	
10	9 16	ANDERSON Timothy	AUS			94.95																																																
		<table border="1"> <tr> <td>-</td><td>-</td><td>-</td><td>-</td><td>-</td><td>-</td><td>-</td><td>-</td><td>-</td><td>-</td><td>-</td><td>-</td><td>-</td><td>-</td><td>-</td><td>-</td><td>-</td><td>-</td><td>-</td><td>-</td><td>2</td><td>-</td><td>-</td><td>-</td> </tr> <tr> <td>Split Time 1:</td> <td colspan="5">21.15</td> <td colspan="5">Split Time 2:</td> <td colspan="5">48.22</td> <td colspan="5">Split Time 3:</td> <td colspan="3">72.07</td> </tr> </table>	-	-	-	-	-	-	-	-	-	-	-	-	-	-	-	-	-	-	-	-	2	-	-	-	Split Time 1:	21.15					Split Time 2:					48.22					Split Time 3:					72.07			2	92.95	94.95	
-	-	-	-	-	-	-	-	-	-	-	-	-	-	-	-	-	-	-	-	2	-	-	-																															
Split Time 1:	21.15					Split Time 2:					48.22					Split Time 3:					72.07																																	
11	8 10	QUAN Xin	CHN			95.95																																																
		<table border="1"> <tr> <td>-</td><td>-</td><td>-</td><td>-</td><td>-</td><td>-</td><td>-</td><td>2</td><td>-</td><td>-</td><td>-</td><td>-</td><td>-</td><td>-</td><td>-</td><td>-</td><td>-</td><td>-</td><td>-</td><td>-</td><td>-</td><td>-</td><td>-</td><td>-</td> </tr> <tr> <td>Split Time 1:</td> <td colspan="5">20.53</td> <td colspan="5">Split Time 2:</td> <td colspan="5">51.89</td> <td colspan="5">Split Time 3:</td> <td colspan="3">74.38</td> </tr> </table>	-	-	-	-	-	-	-	2	-	-	-	-	-	-	-	-	-	-	-	-	-	-	-	-	Split Time 1:	20.53					Split Time 2:					51.89					Split Time 3:					74.38			2	93.95	95.95	
-	-	-	-	-	-	-	2	-	-	-	-	-	-	-	-	-	-	-	-	-	-	-	-																															
Split Time 1:	20.53					Split Time 2:					51.89					Split Time 3:					74.38																																	
12	15 9	ECHANIZ Pau	ESP			96.11																																																
		<table border="1"> <tr> <td>-</td><td>-</td><td>-</td><td>-</td><td>-</td><td>-</td><td>-</td><td>-</td><td>2</td><td>-</td><td>-</td><td>-</td><td>-</td><td>-</td><td>-</td><td>-</td><td>-</td><td>-</td><td>-</td><td>-</td><td>-</td><td>-</td><td>-</td><td>-</td> </tr> <tr> <td>Split Time 1:</td> <td colspan="5">21.22</td> <td colspan="5">Split Time 2:</td> <td colspan="5">50.22</td> <td colspan="5">Split Time 3:</td> <td colspan="3">74.32</td> </tr> </table>	-	-	-	-	-	-	-	-	2	-	-	-	-	-	-	-	-	-	-	-	-	-	-	-	Split Time 1:	21.22					Split Time 2:					50.22					Split Time 3:					74.32			2	94.11	96.11	
-	-	-	-	-	-	-	-	2	-	-	-	-	-	-	-	-	-	-	-	-	-	-	-																															
Split Time 1:	21.22					Split Time 2:					50.22					Split Time 3:					74.32																																	
13	13 8	POLACZYK Mateusz	POL			98.49																																																
		<table border="1"> <tr> <td>2</td><td>-</td><td>-</td><td>2</td><td>-</td><td>-</td><td>-</td><td>-</td><td>-</td><td>-</td><td>-</td><td>-</td><td>2</td><td>-</td><td>-</td><td>-</td><td>-</td><td>-</td><td>-</td><td>-</td><td>-</td><td>-</td><td>-</td><td>-</td> </tr> <tr> <td>Split Time 1:</td> <td colspan="5">25.72</td> <td colspan="5">Split Time 2:</td> <td colspan="5">54.06</td> <td colspan="5">Split Time 3:</td> <td colspan="3">77.21</td> </tr> </table>	2	-	-	2	-	-	-	-	-	-	-	-	2	-	-	-	-	-	-	-	-	-	-	-	Split Time 1:	25.72					Split Time 2:					54.06					Split Time 3:					77.21			6	92.49	98.49	
2	-	-	2	-	-	-	-	-	-	-	-	2	-	-	-	-	-	-	-	-	-	-	-																															
Split Time 1:	25.72					Split Time 2:					54.06					Split Time 3:					77.21																																	
14	20 1	TANAKA Yuuki	JPN			101.90																																																
		<table border="1"> <tr> <td>-</td><td>-</td><td>2</td><td>-</td><td>-</td><td>-</td><td>-</td><td>-</td><td>-</td><td>-</td><td>-</td><td>-</td><td>-</td><td>-</td><td>-</td><td>-</td><td>-</td><td>2</td><td>-</td><td>-</td><td>-</td><td>-</td><td>-</td><td>-</td> </tr> <tr> <td>Split Time 1:</td> <td colspan="5">23.18</td> <td colspan="5">Split Time 2:</td> <td colspan="5">51.53</td> <td colspan="5">Split Time 3:</td> <td colspan="3">77.80</td> </tr> </table>	-	-	2	-	-	-	-	-	-	-	-	-	-	-	-	-	-	2	-	-	-	-	-	-	Split Time 1:	23.18					Split Time 2:					51.53					Split Time 3:					77.80			4	97.90	101.90	
-	-	2	-	-	-	-	-	-	-	-	-	-	-	-	-	-	2	-	-	-	-	-	-																															
Split Time 1:	23.18					Split Time 2:					51.53					Split Time 3:					77.80																																	



Race Analysis
Analyse de la course

Rank	Bib No.	Name	NOC Code	Result		
				Pen. Sec.	Run Time	Run Total
	Start Order	1 2 3 4 5 6 7 8 9 10 11 12 13 14 15 16 17 18 19 20 21 22 23				
		Split Time 1 ↑ Split Time 2 ↑ Split Time 3 ↑				
15	17 2	HENDRICK Noel IRL			102.46	
		- - - - - - - - - - 2 - - - - - - - - - - 2 - -	4	98.46	102.46	
		Split Time 1: 21.63 Split Time 2: 55.35 Split Time 3: 78.90				
16	14 5	SOUFI Mathis MAR			104.11	
		- 2 - - - - - - - - - - 2 - - - - - 2 - 2	8	96.11	104.11	
		Split Time 1: 23.61 Split Time 2: 52.05 Split Time 3: 75.21				
17	23 4	JEMAI Salim TUN			106.68	
		- 2	2	104.68	106.68	
		Split Time 1: 23.62 Split Time 2: 58.01 Split Time 3: 83.71				
18	4 7	KAUZER Peter SLO			142.80	
		- - - - - - - 50 - - - - - - - - - - - - - - - -	50	92.80	142.80	
		Split Time 1: 20.66 Split Time 2: 97.16 Split Time 3: 122.00				
19	10 14	BUTCHER Finn NZL			146.40	
		- 2 - - - - - - - - - - 50 - - - - 2 - 2 - -	56	90.40	146.40	
		Split Time 1: 22.63 Split Time 2: 49.34 Split Time 3: 121.70				
20	18 13	GONCALVES Pedro BRA			147.09	
		- - 2 - - 2 - - - - - - - - - - - 2 - - 50 - -	56	91.09	147.09	
		Split Time 1: 24.41 Split Time 2: 50.21 Split Time 3: 72.56				

Gate Summary
Touched
Missed

/	2	3	4	5	6	7	8	9	10	11	12	13	14	15	16	17	18	19	20	21	22	23
1	3	2	2	1	0	1	1	1	1	0	2	0	2	0	1	0	2	2	0	4	0	2
0	0	0	0	0	0	0	1	0	0	0	0	0	0	1	0	0	0	0	0	1	0	0

Legend:	/	Upstream gate	No.	Number	Pen. Sec.	Penalty seconds
----------------	---	---------------	-----	--------	-----------	-----------------





Results
Résultats

Rank	Bib No.	Name	NOC Code	Time	Penalty Seconds	Total Time	Behind
1	2	de GENNARO Giovanni	ITA	88.22	0	88.22	
2	6	CASTRYCK Titouan	FRA	88.42	0	88.42	+0.20
3	15	ECHANIZ Pau	ESP	86.87	2	88.87	+0.65
4	5	DOUGOUD Martin	SUI	89.44	0	89.44	+1.22
5	3	CLARKE Joseph	GBR	89.82	0	89.82	+1.60
6	11	GRIGAR Jakub	SVK	90.21	0	90.21	+1.99
7	9	ANDERSON Timothy	AUS	88.90	2	90.90	+2.68
8	1	PRSKAVEC Jiri	CZE	87.74	4	91.74	+3.52
9	12	HEGGE Noah	GER	89.73	4	93.73	+5.51
10	7	OSCHMAUTZ Felix	AUT	90.21	4	94.21	+5.99
11	8	QUAN Xin	CHN	92.75	2	94.75	+6.53
12	16	OHRSTROM Isak	SWE	95.39	52	147.39	+59.17

Legend:
No. Number



Race Analysis
Analyse de la course

Rank	Bib No.	Name	NOC Code	Result																																																																																		
				Pen. Sec.	Run Time	Run Total																																																																																
Start Order	<table border="1"> <tr> <td>1</td><td>2</td><td>3</td><td>4</td><td>5</td><td>6</td><td>7</td><td>8</td><td>9</td><td>10</td><td>11</td><td>12</td><td>13</td><td>14</td><td>15</td><td>16</td><td>17</td><td>18</td><td>19</td><td>20</td><td>21</td><td>22</td><td>23</td> </tr> <tr> <td colspan="5">Split Time 1 ↑</td> <td colspan="5">Split Time 2 ↑</td> <td colspan="5">Split Time 3 ↑</td> <td colspan="8"></td> </tr> </table>																							1	2	3	4	5	6	7	8	9	10	11	12	13	14	15	16	17	18	19	20	21	22	23	Split Time 1 ↑					Split Time 2 ↑					Split Time 3 ↑													Pen. Sec.	Run Time	Run Total														
1	2	3	4	5	6	7	8	9	10	11	12	13	14	15	16	17	18	19	20	21	22	23																																																																
Split Time 1 ↑					Split Time 2 ↑					Split Time 3 ↑																																																																												
1	2	de GENNARO Giovanni	ITA	5	-	-	-	-	-	-	-	-	-	-	-	-	-	-	-	-	-	-	-	0	88.22	88.22																																																												
				<table border="1"> <tr><td colspan="23">Split Time 1: 20.34</td></tr> <tr><td colspan="11">Split Time 2: 46.15</td></tr> <tr><td colspan="23">Split Time 3: 68.52</td></tr> </table>																							Split Time 1: 20.34																							Split Time 2: 46.15											Split Time 3: 68.52																									
Split Time 1: 20.34																																																																																						
Split Time 2: 46.15																																																																																						
Split Time 3: 68.52																																																																																						
2	6	CASTRYCK Titouan	FRA	10	-	-	-	-	-	-	-	-	-	-	-	-	-	-	-	-	-	-	0	88.42	88.42																																																													
				<table border="1"> <tr><td colspan="23">Split Time 1: 19.60</td></tr> <tr><td colspan="11">Split Time 2: 44.93</td></tr> <tr><td colspan="23">Split Time 3: 68.95</td></tr> </table>																							Split Time 1: 19.60																							Split Time 2: 44.93											Split Time 3: 68.95																									
Split Time 1: 19.60																																																																																						
Split Time 2: 44.93																																																																																						
Split Time 3: 68.95																																																																																						
3	15	ECHANIZ Pau	ESP	1	-	-	-	-	-	-	-	-	-	-	-	-	-	-	2	-	-	-	-	2	86.87	88.87																																																												
				<table border="1"> <tr><td colspan="23">Split Time 1: 20.34</td></tr> <tr><td colspan="11">Split Time 2: 46.25</td></tr> <tr><td colspan="23">Split Time 3: 66.97</td></tr> </table>																							Split Time 1: 20.34																							Split Time 2: 46.25											Split Time 3: 66.97																									
Split Time 1: 20.34																																																																																						
Split Time 2: 46.25																																																																																						
Split Time 3: 66.97																																																																																						
4	5	DOUGOUD Martin	SUI	6	-	-	-	-	-	-	-	-	-	-	-	-	-	-	-	-	-	-	0	89.44	89.44																																																													
				<table border="1"> <tr><td colspan="23">Split Time 1: 21.92</td></tr> <tr><td colspan="11">Split Time 2: 47.89</td></tr> <tr><td colspan="23">Split Time 3: 69.16</td></tr> </table>																							Split Time 1: 21.92																							Split Time 2: 47.89											Split Time 3: 69.16																									
Split Time 1: 21.92																																																																																						
Split Time 2: 47.89																																																																																						
Split Time 3: 69.16																																																																																						
5	3	CLARKE Joseph	GBR	12	-	-	-	-	-	-	-	-	-	-	-	-	-	-	-	-	-	-	0	89.82	89.82																																																													
				<table border="1"> <tr><td colspan="23">Split Time 1: 19.88</td></tr> <tr><td colspan="11">Split Time 2: 46.72</td></tr> <tr><td colspan="23">Split Time 3: 69.71</td></tr> </table>																							Split Time 1: 19.88																							Split Time 2: 46.72											Split Time 3: 69.71																									
Split Time 1: 19.88																																																																																						
Split Time 2: 46.72																																																																																						
Split Time 3: 69.71																																																																																						
6	11	GRIGAR Jakub	SVK	8	-	-	-	-	-	-	-	-	-	-	-	-	-	-	-	-	-	-	0	90.21	90.21																																																													
				<table border="1"> <tr><td colspan="23">Split Time 1: 20.31</td></tr> <tr><td colspan="11">Split Time 2: 46.38</td></tr> <tr><td colspan="23">Split Time 3: 69.34</td></tr> </table>																							Split Time 1: 20.31																							Split Time 2: 46.38											Split Time 3: 69.34																									
Split Time 1: 20.31																																																																																						
Split Time 2: 46.38																																																																																						
Split Time 3: 69.34																																																																																						
7	9	ANDERSON Timothy	AUS	3	-	-	-	2	-	-	-	-	-	-	-	-	-	-	-	-	-	-	2	88.90	90.90																																																													
				<table border="1"> <tr><td colspan="23">Split Time 1: 23.10</td></tr> <tr><td colspan="11">Split Time 2: 49.17</td></tr> <tr><td colspan="23">Split Time 3: 70.80</td></tr> </table>																							Split Time 1: 23.10																							Split Time 2: 49.17											Split Time 3: 70.80																									
Split Time 1: 23.10																																																																																						
Split Time 2: 49.17																																																																																						
Split Time 3: 70.80																																																																																						
8	1	PRSKAVEC Jiri	CZE	7	-	-	-	-	2	-	-	-	-	-	-	-	2	-	-	-	-	-	4	87.74	91.74																																																													
				<table border="1"> <tr><td colspan="23">Split Time 1: 20.80</td></tr> <tr><td colspan="11">Split Time 2: 48.35</td></tr> <tr><td colspan="23">Split Time 3: 71.66</td></tr> </table>																							Split Time 1: 20.80																							Split Time 2: 48.35											Split Time 3: 71.66																									
Split Time 1: 20.80																																																																																						
Split Time 2: 48.35																																																																																						
Split Time 3: 71.66																																																																																						
9	12	HEGGE Noah	GER	11	-	-	-	-	-	-	-	-	-	-	-	2	2	-	-	-	-	-	4	89.73	93.73																																																													
				<table border="1"> <tr><td colspan="23">Split Time 1: 20.60</td></tr> <tr><td colspan="11">Split Time 2: 46.04</td></tr> <tr><td colspan="23">Split Time 3: 72.93</td></tr> </table>																							Split Time 1: 20.60																							Split Time 2: 46.04											Split Time 3: 72.93																									
Split Time 1: 20.60																																																																																						
Split Time 2: 46.04																																																																																						
Split Time 3: 72.93																																																																																						
10	7	OSCHMAUTZ Felix	AUT	9	-	-	-	2	-	-	-	-	-	-	2	-	-	-	-	-	-	-	4	90.21	94.21																																																													
				<table border="1"> <tr><td colspan="23">Split Time 1: 21.76</td></tr> <tr><td colspan="11">Split Time 2: 49.27</td></tr> <tr><td colspan="23">Split Time 3: 73.43</td></tr> </table>																							Split Time 1: 21.76																							Split Time 2: 49.27											Split Time 3: 73.43																									
Split Time 1: 21.76																																																																																						
Split Time 2: 49.27																																																																																						
Split Time 3: 73.43																																																																																						
11	8	QUAN Xin	CHN	2	-	-	-	-	-	-	-	2	-	-	-	-	-	-	-	-	-	-	2	92.75	94.75																																																													
				<table border="1"> <tr><td colspan="23">Split Time 1: 19.73</td></tr> <tr><td colspan="11">Split Time 2: 49.05</td></tr> <tr><td colspan="23">Split Time 3: 72.91</td></tr> </table>																							Split Time 1: 19.73																							Split Time 2: 49.05											Split Time 3: 72.91																									
Split Time 1: 19.73																																																																																						
Split Time 2: 49.05																																																																																						
Split Time 3: 72.91																																																																																						
12	16	OHRSTROM Isak	SWE	4	-	-	-	-	-	-	-	-	-	-	50	2	-	-	-	-	-	-	52	95.39	147.39																																																													
				<table border="1"> <tr><td colspan="23">Split Time 1: 20.58</td></tr> <tr><td colspan="11">Split Time 2: 47.91</td></tr> <tr><td colspan="23">Split Time 3: 124.93</td></tr> </table>																							Split Time 1: 20.58																							Split Time 2: 47.91											Split Time 3: 124.93																									
Split Time 1: 20.58																																																																																						
Split Time 2: 47.91																																																																																						
Split Time 3: 124.93																																																																																						

Gate Summary
Touched
Missed

1	2	3	4	5	6	7	8	9	10	11	12	13	14	15	16	17	18	19	20	21	22	23
0	0	0	0	2	0	1	0	0	0	0	1	0	1	0	3	1	0	1	0	0	0	0
0	0	0	0	0	0	0	0	0	0	0	0	0	0	1	0	0	0	0	0	0	0	0

Legend:	Upstream gate	No.	Number	Pen. Sec.	Penalty seconds
/					



Event Summary

Résumé de l'épreuve

Rank	Bib No.	Name	NOC Code	Time	Penalty Seconds	Total Time	Behind
FINAL							
1	2	de GENNARO Giovanni	ITA	88.22	0	88.22	
2	6	CASTRYCK Titouan	FRA	88.42	0	88.42	+0.20
3	15	ECHANIZ Pau	ESP	86.87	2	88.87	+0.65
4	5	DOUGOUD Martin	SUI	89.44	0	89.44	+1.22
5	3	CLARKE Joseph	GBR	89.82	0	89.82	+1.60
6	11	GRIGAR Jakub	SVK	90.21	0	90.21	+1.99
7	9	ANDERSON Timothy	AUS	88.90	2	90.90	+2.68
8	1	PRSKAVEC Jiri	CZE	87.74	4	91.74	+3.52
9	12	HEGGE Noah	GER	89.73	4	93.73	+5.51
10	7	OSCHMAUTZ Felix	AUT	90.21	4	94.21	+5.99
11	8	QUAN Xin	CHN	92.75	2	94.75	+6.53
12	16	OHRSTROM Isak	SWE	95.39	52	147.39	+59.17
SEMIFINAL							
13	13	POLACZYK Mateusz	POL	92.49	6	98.49	+8.98
14	20	TANAKA Yuuki	JPN	97.90	4	101.90	+12.39
15	17	HENDRICK Noel	IRL	98.46	4	102.46	+12.95
16	14	SOUDI Mathis	MAR	96.11	8	104.11	+14.60
17	23	JEMAI Salim	TUN	104.68	2	106.68	+17.17
18	4	KAUZER Peter	SLO	92.80	50	142.80	+53.29
19	10	BUTCHER Finn	NZL	90.40	56	146.40	+56.89
20	18	GONCALVES Pedro	BRA	91.09	56	147.09	+57.58
HEATS							
21	19	BALDONI Alex	CAN	93.18	2	95.18	+15.09
22	24	BOURHIS Yves	SEN	95.85	2	97.85	+17.76
23	21	WU Shao-Hsuan	TPE	97.45	2	99.45	+19.36
24	22	BARAT Andy	COM	101.82	4	105.82	+25.73

Legend:
No. Number



Course Map
Plan du Parcours
As of THU 25 JUL 2024

2024 Canoe Slalom Paris 2024 Olympic Games



Heats

COURSE DESIGNERS

- Irati Goikotxea
- Sebastian Schubert

UNIS - BASE NAUTIQUE VAIRES	
CSLJ/CJSLX CSP	
CSLJ/CJSLX OLYMPIC COURSE MAP	
Scale	1:500 1:10 000 1:20 000
UNIS_100_CSL_0	



Course Map
Plan du Parcours
As of THU 25 JUL 2024

2024 Canoe Slalom Paris 2024 Olympic Games



Semi/ Finals

COURSE DESIGNERS

- Irati Goikotxea *IG*
- Sebastian Schubert *S. Schubert*

UNIS - BASE NAUTIQUE VAIRES			
CSLJROW/CSP			
Project: CSLJCSLK OLYMPIC COURSE MAP			
Scale:	1:500	1:12,000 / 24,000	



Results
Résultats

Rk	Bib No.	Name	NOC Code	1st Run				2nd Run				Best	
				Time	Pen. Sec.	Total Time	Rk	Time	Pen. Sec.	Total Time	Rk	Time	Behind
1	1	FOX Jessica	AUS	95.20	0	95.20	2	92.18	0	92.18	1	92.18	SF
2	4	ZWOLINSKA Klaudia	POL	92.33	4	96.33	5	93.03	0	93.03	2	93.03	+0.85 SF
3	3	PRIGENT Camille	FRA	92.67	2	94.67	1	93.25	0	93.25	3	93.25	+1.07 SF
4	15	LEIBFARTH Evy	USA	97.24	0	97.24	8	93.84	0	93.84	4	93.84	+1.66 SF
5	17	GALUSKOVA Antonie	CZE	96.42	0	96.42	6	94.49	0	94.49	5	94.49	+2.31 SF
6	2	FUNK Ricarda	GER	95.15	2	97.15	7	92.95	2	94.95	6	94.95	+2.77 SF
7	5	HORN Stefanie	ITA	97.64	2	99.64	15	93.43	2	95.43	7	95.43	+3.25 SF
8	8	KUHNLE Corinna	AUT	98.24	0	98.24	11	95.67	0	95.67	8	95.67	+3.49 SF
9	10	MINTALOVA Eliska	SVK	93.67	2	95.67	3	95.76	4	99.76	18	95.67	+3.49 SF
10	12	DORIA VILARRUBLA Monica	AND	95.93	0	95.93	4	94.51	4	98.51	15	95.93	+3.75 SF
11	6	TERCELJ Eva	SLO	95.08	4	99.08	13	93.93	2	95.93	9	95.93	+3.75 SF
12	9	WOODS Kimberley	GBR	97.31	0	97.31	9	91.95	4	95.95	10	95.95	+3.77 SF
13	7	CHOURRAUT Maialen	ESP	101.06	0	101.06	17	94.33	2	96.33	11	96.33	+4.15 SF
14	13	SATILA Ana	BRA	98.83	0	98.83	12	96.88	0	96.88	12	96.88	+4.70 SF
15	14	JONES Luuka	NZL	96.90	6	102.90	19	93.13	4	97.13	13	97.13	+4.95 SF
16	11	WEGMAN Martina	NED	96.00	2	98.00	10	96.61	4	100.61	19	98.00	+5.82 SF
17	18	MARX Alena	SUI	100.13	2	102.13	18	98.22	0	98.22	14	98.22	+6.04 SF
18	16	US Viktoriia	UKR	100.42	0	100.42	16	98.65	0	98.65	16	98.65	+6.47 SF
19	19	BOUZIDI Carole Diana	ALG	99.41	0	99.41	14	99.50	0	99.50	17	99.41	+7.23 SF
20	25	LI Shiting	CHN	108.39	2	110.39	23	99.63	2	101.63	20	101.63	+9.45 SF
21	20	YAZAWA Aki	JPN	102.01	4	106.01	20	103.16	4	107.16	22	106.01	+13.83 SF
22	22	BETTERIDGE Lois	CAN	104.45	2	106.45	21	104.21	2	106.21	21	106.21	+14.03 SF
23	23	CHANG Chu-Han	TPE	107.92	2	109.92	22	115.93	2	117.93	24	109.92	+17.74
24	21	CORCORAN Madison	IRL	105.62	54	159.62	25	111.93	4	115.93	23	115.93	+23.75
25	24	REINOSO Sofia	MEX	118.40	4	122.40	24	112.93	8	120.93	25	120.93	+28.75

Progression System: 22 fastest after both runs qualify to Semifinal. Remainder are eliminated.

Legend:	No.	Number	Pen. Sec.	Penalty seconds	Rk	Rank	SF	Qualified for Semifinals
---------	-----	--------	-----------	-----------------	----	------	----	--------------------------



Race Analysis

Analyse de la course

Rk	Bib No.		Name	NOC code	Result				
	Start Orde	Run			Rk	Pen. Sec.	Run Time	Run Total	
11	6		TERCELJ Eva	SLO			95.93		
		20	R1		13	- - - - - 2 - - - - - - - - - - - - - - - - -	4	95.08	99.08
		Split Time 1: 23.59 Split Time 2: 54.78 Split Time 3: 78.39							
		20	R2	9	- - - - - 2 - - - - - - - - - - - - - - - - -	2	93.93	95.93	
Split Time 1: 24.06 Split Time 2: 55.57 Split Time 3: 75.37									
12	9		WOODS Kimberley	GBR			95.95		
		17	R1		9	- -	0	97.31	97.31
		Split Time 1: 23.68 Split Time 2: 52.72 Split Time 3: 75.22							
		17	R2	10	- 2 -	4	91.95	95.95	
Split Time 1: 24.19 Split Time 2: 52.67 Split Time 3: 73.07									
13	7		CHOURRAUT Maialen	ESP			96.33		
		19	R1		17	- -	0	101.06	101.06
		Split Time 1: 24.69 Split Time 2: 56.57 Split Time 3: 79.01							
		19	R2	11	- 2 -	2	94.33	96.33	
Split Time 1: 24.76 Split Time 2: 55.47 Split Time 3: 75.43									
14	13		SATILA Ana	BRA			96.88		
		13	R1		12	- -	0	98.83	98.83
		Split Time 1: 24.18 Split Time 2: 55.78 Split Time 3: 77.00							
		13	R2	12	- -	0	96.88	96.88	
Split Time 1: 22.85 Split Time 2: 52.24 Split Time 3: 74.16									
15	14		JONES Luuka	NZL			97.13		
		12	R1		19	- 2 - - - - - - - - - - - 2 - - - - - - - - - - - -	6	96.90	102.90
		Split Time 1: 25.77 Split Time 2: 57.51 Split Time 3: 78.73							
		12	R2	13	- - - - - - - - - - - 2 - - - - - - - - - - - 2 - - - - - -	4	93.13	97.13	
Split Time 1: 22.76 Split Time 2: 53.86 Split Time 3: 74.58									
16	11		WEGMAN Martina	NED			98.00		
		15	R1		10	- - - - - - - - - - - - - - - - 2 - - - - - - - - - - - -	2	96.00	98.00
		Split Time 1: 23.89 Split Time 2: 52.99 Split Time 3: 77.66							
		15	R2	19	- 2 -	4	96.61	100.61	
Split Time 1: 24.83 Split Time 2: 55.72 Split Time 3: 80.47									
17	18		MARX Alena	SUI			98.22		
		8	R1		18	- 2 - - - - - -	2	100.13	102.13
		Split Time 1: 25.06 Split Time 2: 54.99 Split Time 3: 76.83							
		8	R2	14	- -	0	98.22	98.22	
Split Time 1: 23.83 Split Time 2: 53.97 Split Time 3: 76.93									
18	16		US Viktoriia	UKR			98.65		
		10	R1		16	- -	0	100.42	100.42
		Split Time 1: 23.99 Split Time 2: 54.62 Split Time 3: 78.91							
		10	R2	16	- -	0	98.65	98.65	
Split Time 1: 24.15 Split Time 2: 55.49 Split Time 3: 76.85									
19	19		BOUZIDI Carole Diana	ALG			99.41		
		7	R1		14	- -	0	99.41	99.41
		Split Time 1: 24.50 Split Time 2: 54.66 Split Time 3: 76.69							
		7	R2	17	- -	0	99.50	99.50	
Split Time 1: 24.16 Split Time 2: 54.48 Split Time 3: 77.47									
20	25		LI Shiting	CHN			101.63		
		1	R1		23	2 -	2	108.39	110.39
		Split Time 1: 25.06 Split Time 2: 55.58 Split Time 3: 84.09							
		1	R2	20	- 2 -	2	99.63	101.63	
Split Time 1: 25.53 Split Time 2: 57.68 Split Time 3: 80.02									





Results
Résultats

Rank	Bib No.	Name	NOC Code	Time	Penalty Seconds	Total Time	Behind	
1	2	FUNK Ricarda	GER	97.31	2	99.31		F
2	4	ZWOLINSKA Klaudia	POL	99.84	0	99.84	+0.53	F
3	9	WOODS Kimberley	GBR	99.87	0	99.87	+0.56	F
4	5	HORN Stefanie	ITA	101.04	0	101.04	+1.73	F
5	13	SATILA Ana	BRA	102.23	0	102.23	+2.92	F
6	10	MINTALOVA Eliska	SVK	103.07	0	103.07	+3.76	F
7	3	PRIGENT Camille	FRA	104.36	0	104.36	+5.05	F
8	1	FOX Jessica	AUS	102.38	2	104.38	+5.07	F
9	14	JONES Luuka	NZL	104.91	0	104.91	+5.60	F
10	6	TERCELJ Eva	SLO	103.11	2	105.11	+5.80	F
11	7	CHOURRAUT Maialen	ESP	106.21	0	106.21	+6.90	F
12	8	KUHNLE Corinna	AUT	104.25	2	106.25	+6.94	F
13	11	WEGMAN Martina	NED	102.38	4	106.38	+7.07	
14	19	BOUZIDI Carole Diana	ALG	106.75	2	108.75	+9.44	
15	15	LEIBFARTH Evy	USA	107.54	2	109.54	+10.23	
16	25	LI Shiting	CHN	109.04	2	111.04	+11.73	
17	20	YAZAWA Aki	JPN	110.50	4	114.50	+15.19	
18	16	US Viktoriia	UKR	114.76	6	120.76	+21.45	
19	18	MARX Alena	SUI	119.62	4	123.62	+24.31	
20	22	BETTERIDGE Lois	CAN	119.67	8	127.67	+28.36	
21	17	GALUSKOVA Antonie	CZE	105.66	50	155.66	+56.35	
22	12	DORIA VILARRUBLA Monica	AND	102.28	54	156.28	+56.97	

Progression System: 12 fastest qualify to the Final. Remainder are eliminated.

Legend:
No. Number



Race Analysis
Analyse de la course

Rank	Bib No.	Name	NOC Code	Result		
				Pen. Sec.	Run Time	Run Total
	Start Order	1 2 3 4 5 6 7 8 9 10 11 12 13 14 15 16 17 18 19 20 21 22 23				
		Split Time 1 ↑ Split Time 2 ↑ Split Time 3 ↑				
1	2 17	FUNK Ricarda GER - - - - - - - - - - - - - - - - 2 - - - - - - Split Time 1: 21.27 Split Time 2: 50.15 Split Time 3: 76.00	GER	2	97.31	99.31
2	4 21	ZWOLINSKA Klaudia POL - Split Time 1: 22.12 Split Time 2: 50.60 Split Time 3: 76.86	POL	0	99.84	99.84
3	9 11	WOODS Kimberley GBR - Split Time 1: 21.95 Split Time 2: 51.98 Split Time 3: 77.83	GBR	0	99.87	99.87
4	5 16	HORN Stefanie ITA - Split Time 1: 23.88 Split Time 2: 52.63 Split Time 3: 77.78	ITA	0	101.04	101.04
5	13 9	SATILA Ana BRA - Split Time 1: 23.33 Split Time 2: 55.26 Split Time 3: 79.93	BRA	0	102.23	102.23
6	10 14	MINTALOVA Eliska SVK - Split Time 1: 22.62 Split Time 2: 54.30 Split Time 3: 79.98	SVK	0	103.07	103.07
7	3 20	PRIGENT Camille FRA - Split Time 1: 21.96 Split Time 2: 54.35 Split Time 3: 79.75	FRA	0	104.36	104.36
8	1 22	FOX Jessica AUS - - - - - - - - - - - - - - - - - 2 - - - - - - Split Time 1: 22.56 Split Time 2: 54.79 Split Time 3: 79.83	AUS	2	102.38	104.38
9	14 8	JONES Luuka NZL - Split Time 1: 24.87 Split Time 2: 56.90 Split Time 3: 82.33	NZL	0	104.91	104.91
10	6 12	TERCELJ Eva SLO - 2 - Split Time 1: 25.03 Split Time 2: 57.65 Split Time 3: 82.09	SLO	2	103.11	105.11
11	7 10	CHOURRAUT Maialen ESP - Split Time 1: 25.26 Split Time 2: 55.25 Split Time 3: 80.40	ESP	0	106.21	106.21
12	8 15	KUHNLE Corinna AUT - - - - - - - - - - - - - - - - - 2 - - - - - - Split Time 1: 21.74 Split Time 2: 55.41 Split Time 3: 81.80	AUT	2	104.25	106.25
13	11 7	WEGMAN Martina NED - - - - - - - - - - 2 - - - - - - - - - - - 2 - - - - Split Time 1: 22.72 Split Time 2: 56.59 Split Time 3: 81.01	NED	4	102.38	106.38
14	19 4	BOUZIDI Carole Diana ALG - - - - - - - - - - - - - - - - - 2 - - - - - - Split Time 1: 23.31 Split Time 2: 53.11 Split Time 3: 82.83	ALG	2	106.75	108.75



Results
Résultats

Rank	Bib No.	Name	NOC Code	Time	Penalty Seconds	Total Time	Behind
1	1	FOX Jessica	AUS	96.08	0	96.08	
2	4	ZWOLINSKA Klaudia	POL	97.53	0	97.53	+1.45
3	9	WOODS Kimberley	GBR	98.94	0	98.94	+2.86
4	13	SATILA Ana	BRA	100.69	0	100.69	+4.61
5	5	HORN Stefanie	ITA	101.43	0	101.43	+5.35
6	3	PRIGENT Camille	FRA	99.67	2	101.67	+5.59
7	6	TERCELJ Eva	SLO	101.73	0	101.73	+5.65
8	14	JONES Luuka	NZL	100.33	2	102.33	+6.25
9	10	MINTALOVA Eliska	SVK	100.98	2	102.98	+6.90
10	8	KUHNLE Corinna	AUT	99.09	4	103.09	+7.01
11	2	FUNK Ricarda	GER	99.08	50	149.08	+53.00
12	7	CHOURRAUT Maialen	ESP	105.67	52	157.67	+61.59

Legend:
No. Number



Race Analysis
Analyse de la course

Rank	Bib No.	Name	NOC Code	Result		
				Pen. Sec.	Run Time	Run Total
	Start Order	1 2 3 4 5 6 7 8 9 10 11 12 13 14 15 16 17 18 19 20 21 22 23				
		Split Time 1 ↑ Split Time 2 ↑ Split Time 3 ↑				
1	1 5	FOX Jessica AUS - Split Time 1: 22.53 Split Time 2: 50.05 Split Time 3: 74.26		0	96.08	96.08
2	4 11	ZWOLINSKA Klaudia POL - Split Time 1: 21.21 Split Time 2: 49.99 Split Time 3: 74.43		0	97.53	97.53
3	9 10	WOODS Kimberley GBR - Split Time 1: 22.12 Split Time 2: 49.84 Split Time 3: 75.89		0	98.94	98.94
4	13 8	SATILA Ana BRA - Split Time 1: 21.96 Split Time 2: 53.20 Split Time 3: 78.62		0	100.69	100.69
5	5 9	HORN Stefanie ITA - Split Time 1: 22.17 Split Time 2: 51.37 Split Time 3: 77.25		0	101.43	101.43
6	3 6	PRIGENT Camille FRA - - - - - - 2 - - - - - - - - - - - - - - - - Split Time 1: 21.62 Split Time 2: 54.33 Split Time 3: 79.05		2	99.67	101.67
7	6 3	TERCELJ Eva SLO - Split Time 1: 22.60 Split Time 2: 56.61 Split Time 3: 80.40		0	101.73	101.73
8	14 4	JONES Luuka NZL - 2 - Split Time 1: 24.84 Split Time 2: 55.47 Split Time 3: 79.54		2	100.33	102.33
9	10 7	MINTALOVA Eliska SVK 2 - Split Time 1: 25.75 Split Time 2: 54.21 Split Time 3: 80.36		2	100.98	102.98
10	8 1	KUHNLE Corinna AUT - 2 - - - - - - - - - - - - - - - 2 - - - - - Split Time 1: 24.83 Split Time 2: 54.25 Split Time 3: 79.35		4	99.09	103.09
11	2 12	FUNK Ricarda GER - 50 - - - - Split Time 1: 21.01 Split Time 2: 49.66 Split Time 3: 75.11		50	99.08	149.08
12	7 2	CHOURRAUT Maialen ESP - 50 - - - - - 2 - - - - - - - - - - - - - - - Split Time 1: 75.58 Split Time 2: 107.11 Split Time 3: 133.13		52	105.67	157.67

Gate Summary
Touched
Missed

/	2	3	4	5	6	7	8	9	10	11	12	13	14	15	16	17	18	19	20	21	22	23
1	2	0	0	0	0	1	1	0	0	0	0	0	0	0	0	0	0	0	1	0	0	0
0	1	0	0	0	0	0	0	0	0	0	0	0	0	0	0	0	0	0	1	0	0	0

Legend:	/	Upstream gate	No.	Number	Pen. Sec.	Penalty seconds
----------------	---	---------------	-----	--------	-----------	-----------------



Event Summary
Résumé de l'épreuve

Rank	Bib No.	Name	NOC Code	Time	Penalty Seconds	Total Time	Behind
FINAL							
1	1	FOX Jessica	AUS	96.08	0	96.08	
2	4	ZWOLINSKA Klaudia	POL	97.53	0	97.53	+1.45
3	9	WOODS Kimberley	GBR	98.94	0	98.94	+2.86
4	13	SATILA Ana	BRA	100.69	0	100.69	+4.61
5	5	HORN Stefanie	ITA	101.43	0	101.43	+5.35
6	3	PRIGENT Camille	FRA	99.67	2	101.67	+5.59
7	6	TERCELJ Eva	SLO	101.73	0	101.73	+5.65
8	14	JONES Luuka	NZL	100.33	2	102.33	+6.25
9	10	MINTALOVA Eliska	SVK	100.98	2	102.98	+6.90
10	8	KUHNLE Corinna	AUT	99.09	4	103.09	+7.01
11	2	FUNK Ricarda	GER	99.08	50	149.08	+53.00
12	7	CHOURRAUT Maialen	ESP	105.67	52	157.67	+61.59

SEMIFINAL							
13	11	WEGMAN Martina	NED	102.38	4	106.38	+7.07
14	19	BOUZIDI Carole Diana	ALG	106.75	2	108.75	+9.44
15	15	LEIBFARTH Evy	USA	107.54	2	109.54	+10.23
16	25	LI Shiting	CHN	109.04	2	111.04	+11.73
17	20	YAZAWA Aki	JPN	110.50	4	114.50	+15.19
18	16	US Viktoriia	UKR	114.76	6	120.76	+21.45
19	18	MARX Alena	SUI	119.62	4	123.62	+24.31
20	22	BETTERIDGE Lois	CAN	119.67	8	127.67	+28.36
21	17	GALUSKOVA Antonie	CZE	105.66	50	155.66	+56.35
22	12	DORIA VILARRUBLA Monica	AND	102.28	54	156.28	+56.97

HEATS							
23	23	CHANG Chu-Han	TPE	107.92	2	109.92	+17.74
24	21	CORCORAN Madison	IRL	111.93	4	115.93	+23.75
25	24	REINOSO Sofia	MEX	112.93	8	120.93	+28.75

Legend:
No. Number



Course Map
Plan du Parcours
As of THU 25 JUL 2024

2024 Canoe Slalom Paris 2024 Olympic Games



Heats

COURSE DESIGNERS

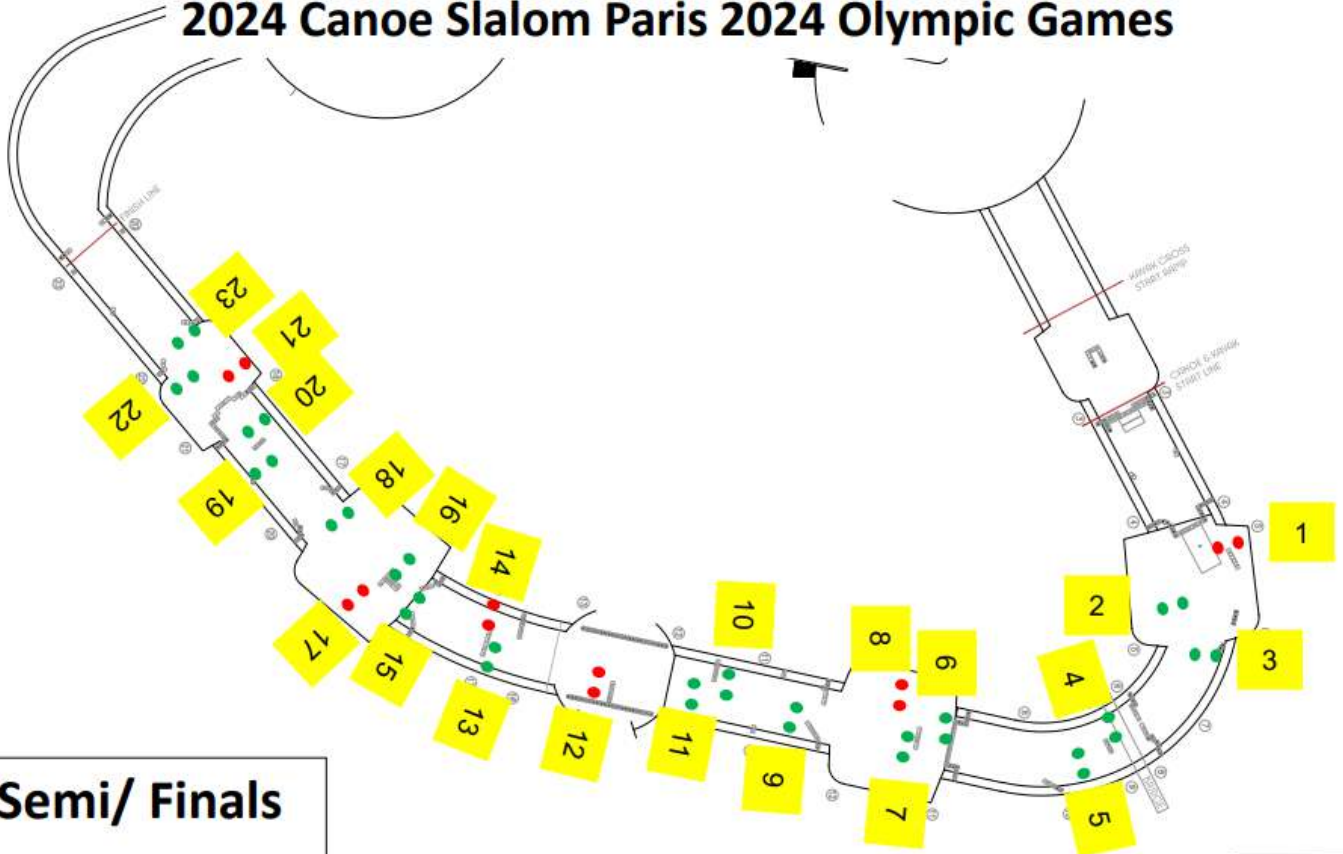
- Irati Goikotxea
- Sebastian Schubert

UNIS - BASE NAUTIQUE VAIRES	
CSLW01/CSP	
CSLW01/CSP	
CSLW01/CSP	
Scale	1:500
Scale	1:10 000 / 24 000
UNIS_00X_CSL_0	



Course Map
 Plan du Parcours
 As of THU 25 JUL 2024

2024 Canoe Slalom Paris 2024 Olympic Games



Semi/ Finals

COURSE DESIGNERS

- Irati Goikotxea *IG*
- Sebastian Schubert *S. Schubert*

UNIS - BASE NAUTIQUE VAIRES			
CSLJROW/CSP			
Format: 1200m / 1200m / 1200m			
CSLJCSLK OLYMPIC COURSE MAP			
Width	Flow	Start	Finish
1500	103	12:000 / 24:000	
			



Results
Résultats

Rk	Bib No.	Name	NOC Code	1st Run				2nd Run				Best	
				Time	Pen. Sec.	Total Time	Rk	Time	Pen. Sec.	Total Time	Rk	Time	Behind
1	2	GESTIN Nicolas	FRA	89.90	0	89.90	1	88.78	0	88.78	1	88.78	SF
2	7	BURGESS Adam	GBR	90.87	0	90.87	2	91.08	4	95.08	7	90.87	+2.09 SF
3	11	MARINIC Matija	CRO	91.61	0	91.61	3	96.44	2	98.44	9	91.61	+2.83 SF
4	5	IVALDI Raffaello	ITA	91.90	0	91.90	4	90.96	4	94.96	6	91.90	+3.12 SF
5	13	BOURHIS Yves	SEN	90.68	4	94.68	9	92.14	0	92.14	2	92.14	+3.36 SF
6	3	TRAVE Miquel	ESP	90.19	2	92.19	5	87.45	56	143.45	18	92.19	+3.41 SF
7	6	TASIADIS Sideris	GER	92.44	0	92.44	6	92.43	0	92.43	3	92.43	+3.65 SF
8	12	HEDWIG Grzegorz	POL	92.08	2	94.08	7	92.30	8	100.30	13	94.08	+5.30 SF
9	9	CARTER Tristan	AUS	94.19	0	94.19	8	99.87	4	103.87	14	94.19	+5.41 SF
10	14	EICHFELD Casey	USA	93.84	6	99.84	14	92.69	2	94.69	4	94.69	+5.91 SF
11	4	BENUS Matej	SVK	98.28	2	100.28	15	92.91	2	94.91	5	94.91	+6.13 SF
12	8	ROHAN Lukas	CZE	93.63	2	95.63	10	95.74	2	97.74	8	95.63	+6.85 SF
13	17	HANEDA Takuya	JPN	96.82	0	96.82	11	99.59	0	99.59	11	96.82	+8.04 SF
14	1	SAVSEK Benjamin	SLO	95.04	2	97.04	12	90.64	102	192.64	20	97.04	+8.26 SF
15	15	BALDONI Alex	CAN	95.32	2	97.32	13	98.56	0	98.56	10	97.32	+8.54 SF
16	10	JEGOU Liam	IRL	102.67	0	102.67	17	93.93	6	99.93	12	99.93	+11.15 SF
17	16	OTTEN Joris	NED	101.92	0	101.92	16	102.93	8	110.93	15	101.92	+13.14
18	20	GONCALVES Pedro	BRA	103.07	8	111.07	18	98.48	56	154.48	19	111.07	+22.29
19	18	REZANEJAD Amir	EOR	110.16	6	116.16	19	113.48	6	119.48	16	116.16	+27.38
20	19	JEMAI Salim	TUN	124.42	4	128.42	20	124.02	6	130.02	17	128.42	+39.64

Progression System: 16 fastest after both runs qualify to Semifinal. Remainder are eliminated.

Legend:	No.	Number	Pen. Sec.	Penalty seconds	Rk	Rank	SF	Qualified for Semifinals
---------	-----	--------	-----------	-----------------	----	------	----	--------------------------



Race Analysis
Analyse de la course

Rk	Bib No.		Name	NOC code	Result																													
	Start Orde	Run			Rk	Pen. Sec.	Run Time	Run Total																										
				1	2	3	4	5	6	7	8	9	10	11	12	13	14	15	16	17	18	19	20	21	22	23								
				Split Time 1 ↑					Split Time 2 ↑					Split Time 3 ↑																				
1	2		GESTIN Nicolas	FRA	88.78																													
	19	R1	1																															
				Split Time 1:	21.96	Split Time 2:					49.08	Split Time 3:					69.97	0	89.90	89.90														
	19	R2	1																															
				Split Time 1:	21.24	Split Time 2:					49.32	Split Time 3:					69.47	0	88.78	88.78														
2	7		BURGESS Adam	GBR	90.87																													
	14	R1	2																															
				Split Time 1:	22.13	Split Time 2:					50.56	Split Time 3:					70.74	0	90.87	90.87														
	14	R2	7				2									2																		
				Split Time 1:	24.54	Split Time 2:					53.58	Split Time 3:					75.58	4	91.08	95.08														
3	11		MARINIC Matija	CRO	91.61																													
	10	R1	3																															
				Split Time 1:	21.61	Split Time 2:					50.80	Split Time 3:					71.22	0	91.61	91.61														
	10	R2	9					2																										
				Split Time 1:	21.11	Split Time 2:					55.07	Split Time 3:					76.88	2	96.44	98.44														
4	5		IVALDI Raffaello	ITA	91.90																													
	16	R1	4																															
				Split Time 1:	22.09	Split Time 2:					50.99	Split Time 3:					71.43	0	91.90	91.90														
	16	R2	6					2															2											
				Split Time 1:	24.13	Split Time 2:					52.88	Split Time 3:					73.46	4	90.96	94.96														
5	13		BOURHIS Yves	SEN	92.14																													
	8	R1	9							2																		2						
				Split Time 1:	21.14	Split Time 2:					51.35	Split Time 3:					72.88	4	90.68	94.68														
	8	R2	2																															
				Split Time 1:	22.02	Split Time 2:					52.11	Split Time 3:					71.86	0	92.14	92.14														
6	3		TRAVE Miquel	ESP	92.19																													
	18	R1	5							2																								
				Split Time 1:	21.43	Split Time 2:					51.61	Split Time 3:					71.92	2	90.19	92.19														
	18	R2	18					50									2					2			2									
				Split Time 1:	71.14	Split Time 2:					98.33	Split Time 3:					122.01	56	87.45	143.45														
7	6		TASIADIS Sideris	GER	92.43																													
	15	R1	6																															
				Split Time 1:	22.10	Split Time 2:					51.77	Split Time 3:					70.85	0	92.44	92.44														
	15	R2	3																															
				Split Time 1:	21.61	Split Time 2:					51.16	Split Time 3:					71.37	0	92.43	92.43														
8	12		HEDWIG Grzegorz	POL	94.08																													
	9	R1	7					2																										
				Split Time 1:	23.70	Split Time 2:					53.06	Split Time 3:					73.64	2	92.08	94.08														
	9	R2	13										2										2											
				Split Time 1:	22.61	Split Time 2:					54.45	Split Time 3:					75.99	8	92.30	100.30														
9	9		CARTER Tristan	AUS	94.19																													
	12	R1	8																															
				Split Time 1:	21.99	Split Time 2:					51.11	Split Time 3:					72.88	0	94.19	94.19														
	12	R2	14			2																						2						
				Split Time 1:	24.16	Split Time 2:					54.09	Split Time 3:					75.02	4	99.87	103.87														
10	14		EICHFELD Casey	USA	94.69																													
	7	R1	14			2																				2								
				Split Time 1:	23.86	Split Time 2:					55.79	Split Time 3:					77.16	6	93.84	99.84														
	7	R2	4																															
				Split Time 1:	21.51	Split Time 2:					50.00	Split Time 3:					73.19	2	92.69	94.69														



Race Analysis
Analyse de la course

Rk	Bib No.		Name	NOC code	Result																																																																											
	Start Orde	Run			Rk	Pen. Sec.	Run Time	Run Total																																																																								
				1	2	3	4	5	6	7	8	9	10	11	12	13	14	15	16	17	18	19	20	21	22	23																																																						
				Split Time 1 ↑					Split Time 2 ↑					Split Time 3 ↑																																																																		
11	4	R1	15	BENUS Matej SVK																							2	98.28	100.28																																																			
			<table border="1"> <tr><td>-</td><td>-</td><td>-</td><td>-</td><td>-</td><td>-</td><td>-</td><td>-</td><td>-</td><td>-</td><td>-</td><td>-</td><td>-</td><td>-</td><td>-</td><td>-</td><td>-</td><td>-</td><td>-</td><td>-</td><td>-</td><td>-</td><td>-</td><td>-</td><td>-</td><td>-</td><td>-</td><td>-</td></tr> <tr><td colspan="10">Split Time 1: 22.17</td><td colspan="10">Split Time 2: 58.08</td><td colspan="4">Split Time 3: 79.63</td></tr> </table>																							-				-	-	-	-	-	-	-	-	-	-	-	-	-	-	-	-	-	-	-	-	-	-	-	-	-	-	-	Split Time 1: 22.17										Split Time 2: 58.08										Split Time 3: 79.63			
	-	-	-	-	-	-	-	-	-	-	-	-	-	-	-	-	-	-	-	-	-	-	-	-	-	-	-	-																																																				
	Split Time 1: 22.17										Split Time 2: 58.08										Split Time 3: 79.63																																																											
17	R2	5	<table border="1"> <tr><td>-</td><td>-</td><td>-</td><td>-</td><td>-</td><td>-</td><td>-</td><td>-</td><td>-</td><td>-</td><td>-</td><td>-</td><td>-</td><td>-</td><td>-</td><td>-</td><td>-</td><td>-</td><td>-</td><td>-</td><td>-</td><td>-</td><td>-</td><td>-</td><td>-</td><td>-</td><td>-</td><td>-</td></tr> <tr><td colspan="10">Split Time 1: 22.25</td><td colspan="10">Split Time 2: 51.78</td><td colspan="4">Split Time 3: 72.15</td></tr> </table>																							-	-	-	-	-	-	-	-	-	-	-	-	-	-	-	-	-	-	-	-	-	-	-	-	-	-	-	-	Split Time 1: 22.25										Split Time 2: 51.78										Split Time 3: 72.15				2	92.91	94.91
		-	-	-	-	-	-	-	-	-	-	-	-	-	-	-	-	-	-	-	-	-	-	-	-	-	-	-	-																																																			
Split Time 1: 22.25										Split Time 2: 51.78										Split Time 3: 72.15																																																												
12	8	R1	10	ROHAN Lukas CZE																							2	93.63	95.63																																																			
			<table border="1"> <tr><td>-</td><td>-</td><td>-</td><td>-</td><td>-</td><td>-</td><td>-</td><td>-</td><td>-</td><td>-</td><td>-</td><td>-</td><td>-</td><td>-</td><td>-</td><td>-</td><td>-</td><td>-</td><td>-</td><td>-</td><td>-</td><td>-</td><td>-</td><td>-</td><td>-</td><td>-</td><td>-</td><td>-</td></tr> <tr><td colspan="10">Split Time 1: 22.34</td><td colspan="10">Split Time 2: 55.30</td><td colspan="4">Split Time 3: 74.35</td></tr> </table>																							-				-	-	-	-	-	-	-	-	-	-	-	-	-	-	-	-	-	-	-	-	-	-	-	-	-	-	-	Split Time 1: 22.34										Split Time 2: 55.30										Split Time 3: 74.35			
	-	-	-	-	-	-	-	-	-	-	-	-	-	-	-	-	-	-	-	-	-	-	-	-	-	-	-	-																																																				
	Split Time 1: 22.34										Split Time 2: 55.30										Split Time 3: 74.35																																																											
13	R2	8	<table border="1"> <tr><td>-</td><td>-</td><td>-</td><td>-</td><td>-</td><td>-</td><td>-</td><td>-</td><td>-</td><td>-</td><td>-</td><td>-</td><td>-</td><td>-</td><td>-</td><td>-</td><td>-</td><td>-</td><td>-</td><td>-</td><td>-</td><td>-</td><td>-</td><td>-</td><td>-</td><td>-</td><td>-</td><td>-</td></tr> <tr><td colspan="10">Split Time 1: 23.23</td><td colspan="10">Split Time 2: 53.97</td><td colspan="4">Split Time 3: 77.42</td></tr> </table>																							-	-	-	-	-	-	-	-	-	-	-	-	-	-	-	-	-	-	-	-	-	-	-	-	-	-	-	-	Split Time 1: 23.23										Split Time 2: 53.97										Split Time 3: 77.42				2	95.74	97.74
		-	-	-	-	-	-	-	-	-	-	-	-	-	-	-	-	-	-	-	-	-	-	-	-	-	-	-	-																																																			
Split Time 1: 23.23										Split Time 2: 53.97										Split Time 3: 77.42																																																												
13	17	R1	11	HANEDA Takuya JPN																							0	96.82	96.82																																																			
			<table border="1"> <tr><td>-</td><td>-</td><td>-</td><td>-</td><td>-</td><td>-</td><td>-</td><td>-</td><td>-</td><td>-</td><td>-</td><td>-</td><td>-</td><td>-</td><td>-</td><td>-</td><td>-</td><td>-</td><td>-</td><td>-</td><td>-</td><td>-</td><td>-</td><td>-</td><td>-</td><td>-</td><td>-</td><td>-</td></tr> <tr><td colspan="10">Split Time 1: 22.93</td><td colspan="10">Split Time 2: 51.63</td><td colspan="4">Split Time 3: 74.20</td></tr> </table>																							-				-	-	-	-	-	-	-	-	-	-	-	-	-	-	-	-	-	-	-	-	-	-	-	-	-	-	-	Split Time 1: 22.93										Split Time 2: 51.63										Split Time 3: 74.20			
	-	-	-	-	-	-	-	-	-	-	-	-	-	-	-	-	-	-	-	-	-	-	-	-	-	-	-	-																																																				
	Split Time 1: 22.93										Split Time 2: 51.63										Split Time 3: 74.20																																																											
4	R2	11	<table border="1"> <tr><td>-</td><td>-</td><td>-</td><td>-</td><td>-</td><td>-</td><td>-</td><td>-</td><td>-</td><td>-</td><td>-</td><td>-</td><td>-</td><td>-</td><td>-</td><td>-</td><td>-</td><td>-</td><td>-</td><td>-</td><td>-</td><td>-</td><td>-</td><td>-</td><td>-</td><td>-</td><td>-</td><td>-</td></tr> <tr><td colspan="10">Split Time 1: 22.79</td><td colspan="10">Split Time 2: 53.45</td><td colspan="4">Split Time 3: 78.00</td></tr> </table>																							-	-	-	-	-	-	-	-	-	-	-	-	-	-	-	-	-	-	-	-	-	-	-	-	-	-	-	-	Split Time 1: 22.79										Split Time 2: 53.45										Split Time 3: 78.00				0	99.59	99.59
		-	-	-	-	-	-	-	-	-	-	-	-	-	-	-	-	-	-	-	-	-	-	-	-	-	-	-	-																																																			
Split Time 1: 22.79										Split Time 2: 53.45										Split Time 3: 78.00																																																												
14	1	R1	12	SAVSEK Benjamin SLO																							2	95.04	97.04																																																			
			<table border="1"> <tr><td>-</td><td>-</td><td>-</td><td>-</td><td>-</td><td>-</td><td>-</td><td>-</td><td>-</td><td>-</td><td>-</td><td>-</td><td>-</td><td>-</td><td>-</td><td>-</td><td>-</td><td>-</td><td>-</td><td>-</td><td>-</td><td>-</td><td>-</td><td>-</td><td>-</td><td>-</td><td>-</td><td>-</td></tr> <tr><td colspan="10">Split Time 1: 22.67</td><td colspan="10">Split Time 2: 55.15</td><td colspan="4">Split Time 3: 76.38</td></tr> </table>																							-				-	-	-	-	-	-	-	-	-	-	-	-	-	-	-	-	-	-	-	-	-	-	-	-	-	-	-	Split Time 1: 22.67										Split Time 2: 55.15										Split Time 3: 76.38			
	-	-	-	-	-	-	-	-	-	-	-	-	-	-	-	-	-	-	-	-	-	-	-	-	-	-	-	-																																																				
	Split Time 1: 22.67										Split Time 2: 55.15										Split Time 3: 76.38																																																											
20	R2	20	<table border="1"> <tr><td>-</td><td>-</td><td>-</td><td>-</td><td>-</td><td>-</td><td>-</td><td>-</td><td>-</td><td>-</td><td>-</td><td>-</td><td>-</td><td>-</td><td>-</td><td>-</td><td>-</td><td>-</td><td>-</td><td>-</td><td>-</td><td>-</td><td>-</td><td>-</td><td>-</td><td>-</td><td>-</td><td>-</td></tr> <tr><td colspan="10">Split Time 1: 21.43</td><td colspan="10">Split Time 2: 48.79</td><td colspan="4">Split Time 3: 121.31</td></tr> </table>																							-	-	-	-	-	-	-	-	-	-	-	-	-	-	-	-	-	-	-	-	-	-	-	-	-	-	-	-	Split Time 1: 21.43										Split Time 2: 48.79										Split Time 3: 121.31				102	90.64	192.64
		-	-	-	-	-	-	-	-	-	-	-	-	-	-	-	-	-	-	-	-	-	-	-	-	-	-	-	-																																																			
Split Time 1: 21.43										Split Time 2: 48.79										Split Time 3: 121.31																																																												
15	15	R1	13	BALDONI Alex CAN																							2	95.32	97.32																																																			
			<table border="1"> <tr><td>-</td><td>-</td><td>-</td><td>-</td><td>-</td><td>-</td><td>-</td><td>-</td><td>-</td><td>-</td><td>-</td><td>-</td><td>-</td><td>-</td><td>-</td><td>-</td><td>-</td><td>-</td><td>-</td><td>-</td><td>-</td><td>-</td><td>-</td><td>-</td><td>-</td><td>-</td><td>-</td><td>-</td></tr> <tr><td colspan="10">Split Time 1: 22.61</td><td colspan="10">Split Time 2: 54.57</td><td colspan="4">Split Time 3: 74.92</td></tr> </table>																							-				-	-	-	-	-	-	-	-	-	-	-	-	-	-	-	-	-	-	-	-	-	-	-	-	-	-	-	Split Time 1: 22.61										Split Time 2: 54.57										Split Time 3: 74.92			
	-	-	-	-	-	-	-	-	-	-	-	-	-	-	-	-	-	-	-	-	-	-	-	-	-	-	-	-																																																				
	Split Time 1: 22.61										Split Time 2: 54.57										Split Time 3: 74.92																																																											
6	R2	10	<table border="1"> <tr><td>-</td><td>-</td><td>-</td><td>-</td><td>-</td><td>-</td><td>-</td><td>-</td><td>-</td><td>-</td><td>-</td><td>-</td><td>-</td><td>-</td><td>-</td><td>-</td><td>-</td><td>-</td><td>-</td><td>-</td><td>-</td><td>-</td><td>-</td><td>-</td><td>-</td><td>-</td><td>-</td><td>-</td></tr> <tr><td colspan="10">Split Time 1: 22.45</td><td colspan="10">Split Time 2: 53.24</td><td colspan="4">Split Time 3: 74.79</td></tr> </table>																							-	-	-	-	-	-	-	-	-	-	-	-	-	-	-	-	-	-	-	-	-	-	-	-	-	-	-	-	Split Time 1: 22.45										Split Time 2: 53.24										Split Time 3: 74.79				0	98.56	98.56
		-	-	-	-	-	-	-	-	-	-	-	-	-	-	-	-	-	-	-	-	-	-	-	-	-	-	-	-																																																			
Split Time 1: 22.45										Split Time 2: 53.24										Split Time 3: 74.79																																																												
16	10	R1	17	JEGOU Liam IRL																							0	102.67	102.67																																																			
			<table border="1"> <tr><td>-</td><td>-</td><td>-</td><td>-</td><td>-</td><td>-</td><td>-</td><td>-</td><td>-</td><td>-</td><td>-</td><td>-</td><td>-</td><td>-</td><td>-</td><td>-</td><td>-</td><td>-</td><td>-</td><td>-</td><td>-</td><td>-</td><td>-</td><td>-</td><td>-</td><td>-</td><td>-</td><td>-</td></tr> <tr><td colspan="10">Split Time 1: 23.15</td><td colspan="10">Split Time 2: 54.96</td><td colspan="4">Split Time 3: 78.50</td></tr> </table>																							-				-	-	-	-	-	-	-	-	-	-	-	-	-	-	-	-	-	-	-	-	-	-	-	-	-	-	-	Split Time 1: 23.15										Split Time 2: 54.96										Split Time 3: 78.50			
	-	-	-	-	-	-	-	-	-	-	-	-	-	-	-	-	-	-	-	-	-	-	-	-	-	-	-	-																																																				
	Split Time 1: 23.15										Split Time 2: 54.96										Split Time 3: 78.50																																																											
11	R2	12	<table border="1"> <tr><td>-</td><td>-</td><td>-</td><td>-</td><td>-</td><td>-</td><td>-</td><td>-</td><td>-</td><td>-</td><td>-</td><td>-</td><td>-</td><td>-</td><td>-</td><td>-</td><td>-</td><td>-</td><td>-</td><td>-</td><td>-</td><td>-</td><td>-</td><td>-</td><td>-</td><td>-</td><td>-</td><td>-</td></tr> <tr><td colspan="10">Split Time 1: 26.36</td><td colspan="10">Split Time 2: 55.41</td><td colspan="4">Split Time 3: 76.15</td></tr> </table>																							-	-	-	-	-	-	-	-	-	-	-	-	-	-	-	-	-	-	-	-	-	-	-	-	-	-	-	-	Split Time 1: 26.36										Split Time 2: 55.41										Split Time 3: 76.15				6	93.93	99.93
		-	-	-	-	-	-	-	-	-	-	-	-	-	-	-	-	-	-	-	-	-	-	-	-	-	-	-	-																																																			
Split Time 1: 26.36										Split Time 2: 55.41										Split Time 3: 76.15																																																												
17	16	R1	16	OTTEN Joris NED																							0	101.92	101.92																																																			
			<table border="1"> <tr><td>-</td><td>-</td><td>-</td><td>-</td><td>-</td><td>-</td><td>-</td><td>-</td><td>-</td><td>-</td><td>-</td><td>-</td><td>-</td><td>-</td><td>-</td><td>-</td><td>-</td><td>-</td><td>-</td><td>-</td><td>-</td><td>-</td><td>-</td><td>-</td><td>-</td><td>-</td><td>-</td><td>-</td></tr> <tr><td colspan="10">Split Time 1: 24.12</td><td colspan="10">Split Time 2: 53.15</td><td colspan="4">Split Time 3: 80.12</td></tr> </table>																							-				-	-	-	-	-	-	-	-	-	-	-	-	-	-	-	-	-	-	-	-	-	-	-	-	-	-	-	Split Time 1: 24.12										Split Time 2: 53.15										Split Time 3: 80.12			
	-	-	-	-	-	-	-	-	-	-	-	-	-	-	-	-	-	-	-	-	-	-	-	-	-	-	-	-																																																				
	Split Time 1: 24.12										Split Time 2: 53.15										Split Time 3: 80.12																																																											
5	R2	15	<table border="1"> <tr><td>-</td><td>-</td><td>-</td><td>-</td><td>-</td><td>-</td><td>-</td><td>-</td><td>-</td><td>-</td><td>-</td><td>-</td><td>-</td><td>-</td><td>-</td><td>-</td><td>-</td><td>-</td><td>-</td><td>-</td><td>-</td><td>-</td><td>-</td><td>-</td><td>-</td><td>-</td><td>-</td><td>-</td></tr> <tr><td colspan="10">Split Time 1: 24.95</td><td colspan="10">Split Time 2: 60.02</td><td colspan="4">Split Time 3: 87.93</td></tr> </table>																							-	-	-	-	-	-	-	-	-	-	-	-	-	-	-	-	-	-	-	-	-	-	-	-	-	-	-	-	Split Time 1: 24.95										Split Time 2: 60.02										Split Time 3: 87.93				8	102.93	110.93
		-	-	-	-	-	-	-	-	-	-	-	-	-	-	-	-	-	-	-	-	-	-	-	-	-	-	-	-																																																			
Split Time 1: 24.95										Split Time 2: 60.02										Split Time 3: 87.93																																																												
18	20	R1	18	GONCALVES Pedro BRA																							8	103.07	111.07																																																			
			<table border="1"> <tr><td>-</td><td>-</td><td>-</td><td>-</td><td>-</td><td>-</td><td>-</td><td>-</td><td>-</td><td>-</td><td>-</td><td>-</td><td>-</td><td>-</td><td>-</td><td>-</td><td>-</td><td>-</td><td>-</td><td>-</td><td>-</td><td>-</td><td>-</td><td>-</td><td>-</td><td>-</td><td>-</td><td>-</td></tr> <tr><td colspan="10">Split Time 1: 28.81</td><td colspan="10">Split Time 2: 59.77</td><td colspan="4">Split Time 3: 88.09</td></tr> </table>																							-				-	-	-	-	-	-	-	-	-	-	-	-	-	-	-	-	-	-	-	-	-	-	-	-	-	-	-	Split Time 1: 28.81										Split Time 2: 59.77										Split Time 3: 88.09			
	-	-	-	-	-	-	-	-	-	-	-	-	-	-	-	-	-	-	-	-	-	-	-	-	-	-	-	-																																																				
	Split Time 1: 28.81										Split Time 2: 59.77										Split Time 3: 88.09																																																											
1	R2	19	<table border="1"> <tr><td>-</td><td>-</td><td>-</td><td>-</td><td>-</td><td>-</td><td>-</td><td>-</td><td>-</td><td>-</td><td>-</td><td>-</td><td>-</td><td>-</td><td>-</td><td>-</td><td>-</td><td>-</td><td>-</td><td>-</td><td>-</td><td>-</td><td>-</td><td>-</td><td>-</td><td>-</td><td>-</td><td>-</td></tr> <tr><td colspan="10">Split Time 1: 30.39</td><td colspan="10">Split Time 2: 60.08</td><td colspan="4">Split Time 3: 132.60</td></tr> </table>																							-	-	-	-	-	-	-	-	-	-	-	-	-	-	-	-	-	-	-	-	-	-	-	-	-	-	-	-	Split Time 1: 30.39										Split Time 2: 60.08										Split Time 3: 132.60				56	98.48	154.48
		-	-	-	-	-	-	-	-	-	-	-	-	-	-	-	-	-	-	-	-	-	-	-	-	-	-	-	-																																																			
Split Time 1: 30.39										Split Time 2: 60.08										Split Time 3: 132.60																																																												
19	18	R1	19	REZANEJAD Amir EOR																							6	110.16	116.16																																																			
			<table border="1"> <tr><td>-</td><td>-</td><td>-</td><td>-</td><td>-</td><td>-</td><td>-</td><td>-</td><td>-</td><td>-</td><td>-</td><td>-</td><td>-</td><td>-</td><td>-</td><td>-</td><td>-</td><td>-</td><td>-</td><td>-</td><td>-</td><td>-</td><td>-</td><td>-</td><td>-</td><td>-</td><td>-</td><td>-</td></tr> <tr><td colspan="10">Split Time 1: 27.09</td><td colspan="10">Split Time 2: 68.07</td><td colspan="4">Split Time 3: 94.32</td></tr> </table>																							-				-	-	-	-	-	-	-	-	-	-	-	-	-	-	-	-	-	-	-	-	-	-	-	-	-	-	-	Split Time 1: 27.09										Split Time 2: 68.07										Split Time 3: 94.32			
	-	-	-	-	-	-	-	-	-	-	-	-	-	-	-	-	-	-	-	-	-	-	-	-	-	-	-	-																																																				
	Split Time 1: 27.09										Split Time 2: 68.07										Split Time 3: 94.32																																																											
3	R2	16	<table border="1"> <tr><td>-</td><td>-</td><td>-</td><td>-</td><td>-</td><td>-</td><td>-</td><td>-</td><td>-</td><td>-</td><td>-</td><td>-</td><td>-</td><td>-</td><td>-</td><td>-</td><td>-</td><td>-</td><td>-</td><td>-</td><td>-</td><td>-</td><td>-</td><td>-</td><td>-</td><td>-</td><td>-</td><td>-</td></tr> <tr><td colspan="10">Split Time 1: 25.56</td><td colspan="10">Split Time 2: 59.47</td><td colspan="4">Split Time 3: 86.43</td></tr> </table>																							-	-	-	-	-	-	-	-	-	-	-	-	-	-	-	-	-	-	-	-	-	-	-	-	-	-	-	-	Split Time 1: 25.56										Split Time 2: 59.47										Split Time 3: 86.43				6	113.48	119.48
		-	-	-	-	-	-	-	-	-	-	-	-	-	-	-	-	-	-	-	-	-	-	-	-	-	-	-	-																																																			
Split Time 1: 25.56										Split Time 2: 59.47										Split Time 3: 86.43																																																												
20	19	R1	20	JEMAI Salim TUN																							4	124.42	128.42																																																			
			<table border="1"> <tr><td>-</td><td>-</td><td>-</td><td>-</td><td>-</td><td>-</td><td>-</td><td>-</td><td>-</td><td>-</td><td>-</td><td>-</td><td>-</td><td>-</td><td>-</td><td>-</td><td>-</td><td>-</td><td>-</td><td>-</td><td>-</td><td>-</td><td>-</td><td>-</td><td>-</td><td>-</td><td>-</td><td>-</td></tr> <tr><td colspan="10">Split Time 1: 26.75</td><td colspan="10">Split Time 2: 71.84</td><td colspan="4">Split Time 3: 102.07</td></tr> </table>																							-				-	-	-	-	-	-	-	-	-	-	-	-	-	-	-	-	-	-	-	-	-	-	-	-	-	-	-	Split Time 1: 26.75										Split Time 2: 71.84										Split Time 3: 102.07			
	-	-	-	-	-	-	-	-	-	-	-	-	-	-	-	-	-	-	-	-	-	-	-	-	-	-	-	-																																																				
	Split Time 1: 26.75										Split Time 2: 71.84										Split Time 3: 102.07																																																											
2	R2	17	<table border="1"> <tr><td>-</td><td>-</td><td>-</td><td>-</td><td>-</td><td>-</td><td>-</td><td>-</td><td>-</td><td>-</td><td>-</td><td>-</td><td>-</td><td>-</td><td>-</td><td>-</td><td>-</td><td>-</td><td>-</td><td>-</td><td>-</td><td>-</td><td>-</td><td>-</td><td>-</td><td>-</td><td>-</td><td>-</td></tr> <tr><td colspan="10">Split Time 1: 30.13</td><td colspan="10">Split Time 2: 71.60</td><td colspan="4">Split Time 3: 100.51</td></tr> </table>																							-	-	-	-	-	-	-	-	-	-	-	-	-	-	-	-	-	-	-	-	-	-	-	-	-	-	-	-	Split Time 1: 30.13										Split Time 2: 71.60										Split Time 3: 100.51				6	124.02	130.02
		-	-	-	-	-	-	-	-	-	-	-	-	-	-	-	-	-	-	-	-	-	-	-	-	-	-	-	-																																																			
Split Time 1: 30.13										Split Time 2: 71.60										Split Time 3: 100.51																																																												



Race Analysis
Analyse de la course

Gate Summary
Touched
Missed

1	2	3	4	5	6	7	8	9	10	11	12	13	14	15	16	17	18	19	20	21	22	23
2	5	1	1	5	1	5	3	1	4	1	1	0	4	3	1	3	1	4	2	1	2	3
0	0	0	0	1	0	0	0	0	0	0	0	0	1	1	0	0	0	0	0	0	0	1

Legend:			
/	Upstream gate	No.	Number
R1	1st Run	R2	2nd Run
SF	Qualified for Semifinals	Pen. Sec.	Penalty seconds
		Rk	Rank



Results
Résultats

Rank	Bib No.	Name	NOC Code	Time	Penalty Seconds	Total Time	Behind	
1	2	GESTIN Nicolas	FRA	93.12	0	93.12		F
2	3	TRAVE Miquel	ESP	96.69	0	96.69	+3.57	F
3	6	TASIADIS Sideris	GER	96.74	0	96.74	+3.62	F
4	7	BURGESS Adam	GBR	97.21	0	97.21	+4.09	F
5	1	SAVSEK Benjamin	SLO	96.28	2	98.28	+5.16	F
6	10	JEGOU Liam	IRL	96.52	2	98.52	+5.40	F
7	11	MARINIC Matija	CRO	98.82	0	98.82	+5.70	F
8	9	CARTER Tristan	AUS	99.45	0	99.45	+6.33	F
9	13	BOURHIS Yves	SEN	99.51	0	99.51	+6.39	F
10	8	ROHAN Lukas	CZE	97.54	4	101.54	+8.42	F
11	4	BENUS Matej	SVK	98.59	4	102.59	+9.47	F
12	12	HEDWIG Grzegorz	POL	98.24	6	104.24	+11.12	F
13	17	HANEDA Takuya	JPN	103.11	4	107.11	+13.99	
14	5	IVALDI Raffaello	ITA	108.20	0	108.20	+15.08	
15	15	BALDONI Alex	CAN	123.41	4	127.41	+34.29	
16	14	EICHFELD Casey	USA	104.23	58	162.23	+69.11	

Progression System: 12 fastest qualify to the Final. Remainder are eliminated.

Legend:
No. Number



Race Analysis
Analyse de la course

Rank	Bib No.	Name	NOC Code	Result		
				Pen. Sec.	Run Time	Run Total
	Start Order	1 2 3 4 5 6 7 8 9 10 11 12 13 14 15 16 17 18 19 20 21 22 23				
		Split Time 1 ↑	Split Time 2 ↑	Split Time 3 ↑		
1	2 16	GESTIN Nicolas - - - - - - - - - - - - - - - - - - Split Time 1: 20.38 Split Time 2: 47.43 Split Time 3: 70.45	FRA	0	93.12	93.12
2	3 11	TRAVE Miquel - - - - - - - - - - - - - - - - - - Split Time 1: 21.43 Split Time 2: 50.93 Split Time 3: 74.42	ESP	0	96.69	96.69
3	6 10	TASIADIS Sideris - - - - - - - - - - - - - - - - - - Split Time 1: Split Time 2: 50.00 Split Time 3: 73.71	GER	0	96.74	96.74
4	7 15	BURGESS Adam - - - - - - - - - - - - - - - - - - Split Time 1: 21.84 Split Time 2: 50.60 Split Time 3: 75.64	GBR	0	97.21	97.21
5	1 3	SAVSEK Benjamin - - - - - - - - - - 2 - - - - - - - - Split Time 1: 20.46 Split Time 2: 50.59 Split Time 3: 74.63	SLO	2	96.28	98.28
6	10 1	JEGOU Liam - - - - - - - - - - 2 - - - - - - - - Split Time 1: 21.26 Split Time 2: 49.38 Split Time 3: 76.39	IRL	2	96.52	98.52
7	11 14	MARINIC Matija - - - - - - - - - - - - - - - - - - Split Time 1: 20.81 Split Time 2: 50.16 Split Time 3: 73.83	CRO	0	98.82	98.82
8	9 8	CARTER Tristan - - - - - - - - - - - - - - - - - - Split Time 1: 22.00 Split Time 2: 49.82 Split Time 3: 75.69	AUS	0	99.45	99.45
9	13 12	BOURHIS Yves - - - - - - - - - - - - - - - - - - Split Time 1: 21.44 Split Time 2: 50.50 Split Time 3: 77.00	SEN	0	99.51	99.51
10	8 5	ROHAN Lukas - - - - - - - - - - 2 - - - - 2 - - - - Split Time 1: 21.33 Split Time 2: 54.12 Split Time 3: 79.15	CZE	4	97.54	101.54
11	4 6	BENUS Matej - 2 - - - - - - - - - - 2 - - - - - - Split Time 1: 23.77 Split Time 2: 54.13 Split Time 3: 80.67	SVK	4	98.59	102.59
12	12 9	HEDWIG Grzegorz - - - - - - 2 - - - - - - 2 - - - 2 Split Time 1: 22.19 Split Time 2: 54.10 Split Time 3: 77.50	POL	6	98.24	104.24
13	17 4	HANEDA Takuya - - - - - - 2 - - - - - - - - 2 - - - Split Time 1: 22.57 Split Time 2: 56.52 Split Time 3: 82.38	JPN	4	103.11	107.11
14	5 13	IVALDI Raffaello - - - - - - - - - - - - - - - - - - Split Time 1: 22.23 Split Time 2: 56.62 Split Time 3: 85.21	ITA	0	108.20	108.20





Race Analysis
Analyse de la course

Rank	Bib No.	Name	NOC Code	Result		
				Pen. Sec.	Run Time	Run Total
	Start Order	1 2 3 4 5 6 7 8 9 10 11 12 13 14 15 16 17 18 19 20 21 22 23				
		Split Time 1 ↑ Split Time 2 ↑ Split Time 3 ↑				
15	15 2	BALDONI Alex CAN				
		- - - - - - - - - - - 2 - - 2 - - - - - - - -		4	123.41	127.41
		Split Time 1: 22.35 Split Time 2: 50.15 Split Time 3: 103.38				
16	14 7	EICHFELD Casey USA				
		- - - - 50 - 2 - - - - - 2 - - 2 - - - - 2		58	104.23	162.23
		Split Time 1: 73.74 Split Time 2: 106.66 Split Time 3: 134.93				

Gate Summary
Touched
Missed

Gate	1	2	3	4	5	6	7	8	9	10	11	12	13	14	15	16	17	18	19	20	21	22	23
Touched	0	1	0	0	0	0	3	0	0	0	0	2	2	0	1	3	0	2	0	1	0	0	2
Missed	0	0	0	0	1	0	0	0	0	0	0	0	0	0	0	0	0	0	0	0	0	0	0

Legend:	No.	Number	Pen. Sec.
/			Penalty seconds



Results
Résultats

Rank	Bib No.	Name	NOC Code	Time	Penalty Seconds	Total Time	Behind
1	2	GESTIN Nicolas	FRA	91.36	0	91.36	
2	7	BURGESS Adam	GBR	96.84	0	96.84	+5.48
3	4	BENUS Matej	SVK	97.03	0	97.03	+5.67
4	6	TASIADIS Sideris	GER	97.27	0	97.27	+5.91
5	3	TRAVE Miquel	ESP	95.92	2	97.92	+6.56
6	8	ROHAN Lukas	CZE	96.09	2	98.09	+6.73
7	10	JEGOU Liam	IRL	96.52	2	98.52	+7.16
8	11	MARINIC Matija	CRO	98.35	2	100.35	+8.99
9	9	CARTER Tristan	AUS	98.73	2	100.73	+9.37
10	12	HEDWIG Grzegorz	POL	103.81	2	105.81	+14.45
11	1	SAVSEK Benjamin	SLO	94.93	50	144.93	+53.57
12	13	BOURHIS Yves	SEN	95.78	50	145.78	+54.42

Legend:
No. Number



Race Analysis
Analyse de la course

Rank	Bib No.	Name	NOC Code	Result																																																																	
				Pen. Sec.	Run Time	Run Total																																																															
Start Order	<div style="display: flex; justify-content: space-between;"> 1234567891011121314151617181920212223 </div>																																																																				
		Split Time 1 ↑					Split Time 2 ↑					Split Time 3 ↑																																																									
1	2	GESTIN Nicolas	FRA																						0	91.36	91.36																																										
		<table border="1" style="width: 100%; border-collapse: collapse;"> <tr> <td>-</td><td>-</td><td>-</td><td>-</td><td>-</td><td>-</td><td>-</td><td>-</td><td>-</td><td>-</td><td>-</td><td>-</td><td>-</td><td>-</td><td>-</td><td>-</td><td>-</td><td>-</td><td>-</td><td>-</td><td>-</td><td>-</td><td>-</td><td>-</td><td>-</td><td>-</td><td>-</td> </tr> <tr> <td colspan="5">Split Time 1: 20.40</td> <td colspan="5">Split Time 2: 47.77</td> <td colspan="5">Split Time 3: 70.40</td> <td colspan="3"></td> </tr> </table>																							-	-	-	-	-	-	-	-	-	-	-	-	-	-	-	-	-	-	-	-	-	-	-	-	-	-	-	Split Time 1: 20.40					Split Time 2: 47.77					Split Time 3: 70.40							
-	-	-	-	-	-	-	-	-	-	-	-	-	-	-	-	-	-	-	-	-	-	-	-	-	-	-																																											
Split Time 1: 20.40					Split Time 2: 47.77					Split Time 3: 70.40																																																											
2	7	BURGESS Adam	GBR																						0	96.84	96.84																																										
		<table border="1" style="width: 100%; border-collapse: collapse;"> <tr> <td>-</td><td>-</td><td>-</td><td>-</td><td>-</td><td>-</td><td>-</td><td>-</td><td>-</td><td>-</td><td>-</td><td>-</td><td>-</td><td>-</td><td>-</td><td>-</td><td>-</td><td>-</td><td>-</td><td>-</td><td>-</td><td>-</td><td>-</td><td>-</td><td>-</td><td>-</td><td>-</td> </tr> <tr> <td colspan="5">Split Time 1: 21.39</td> <td colspan="5">Split Time 2: 49.74</td> <td colspan="5">Split Time 3: 75.72</td> <td colspan="3"></td> </tr> </table>																							-	-	-	-	-	-	-	-	-	-	-	-	-	-	-	-	-	-	-	-	-	-	-	-	-	-	-	Split Time 1: 21.39					Split Time 2: 49.74					Split Time 3: 75.72							
-	-	-	-	-	-	-	-	-	-	-	-	-	-	-	-	-	-	-	-	-	-	-	-	-	-	-																																											
Split Time 1: 21.39					Split Time 2: 49.74					Split Time 3: 75.72																																																											
3	4	BENUS Matej	SVK																						0	97.03	97.03																																										
		<table border="1" style="width: 100%; border-collapse: collapse;"> <tr> <td>-</td><td>-</td><td>-</td><td>-</td><td>-</td><td>-</td><td>-</td><td>-</td><td>-</td><td>-</td><td>-</td><td>-</td><td>-</td><td>-</td><td>-</td><td>-</td><td>-</td><td>-</td><td>-</td><td>-</td><td>-</td><td>-</td><td>-</td><td>-</td><td>-</td><td>-</td><td>-</td> </tr> <tr> <td colspan="5">Split Time 1: 21.11</td> <td colspan="5">Split Time 2: 51.22</td> <td colspan="5">Split Time 3: 74.17</td> <td colspan="3"></td> </tr> </table>																							-	-	-	-	-	-	-	-	-	-	-	-	-	-	-	-	-	-	-	-	-	-	-	-	-	-	-	Split Time 1: 21.11					Split Time 2: 51.22					Split Time 3: 74.17							
-	-	-	-	-	-	-	-	-	-	-	-	-	-	-	-	-	-	-	-	-	-	-	-	-	-	-																																											
Split Time 1: 21.11					Split Time 2: 51.22					Split Time 3: 74.17																																																											
4	6	TASIADIS Sideris	GER																						0	97.27	97.27																																										
		<table border="1" style="width: 100%; border-collapse: collapse;"> <tr> <td>-</td><td>-</td><td>-</td><td>-</td><td>-</td><td>-</td><td>-</td><td>-</td><td>-</td><td>-</td><td>-</td><td>-</td><td>-</td><td>-</td><td>-</td><td>-</td><td>-</td><td>-</td><td>-</td><td>-</td><td>-</td><td>-</td><td>-</td><td>-</td><td>-</td><td>-</td><td>-</td> </tr> <tr> <td colspan="5">Split Time 1: 21.36</td> <td colspan="5">Split Time 2: 51.81</td> <td colspan="5">Split Time 3: 75.23</td> <td colspan="3"></td> </tr> </table>																							-	-	-	-	-	-	-	-	-	-	-	-	-	-	-	-	-	-	-	-	-	-	-	-	-	-	-	Split Time 1: 21.36					Split Time 2: 51.81					Split Time 3: 75.23							
-	-	-	-	-	-	-	-	-	-	-	-	-	-	-	-	-	-	-	-	-	-	-	-	-	-	-																																											
Split Time 1: 21.36					Split Time 2: 51.81					Split Time 3: 75.23																																																											
5	3	TRAVE Miquel	ESP									2													2	95.92	97.92																																										
		<table border="1" style="width: 100%; border-collapse: collapse;"> <tr> <td>-</td><td>-</td><td>-</td><td>-</td><td>-</td><td>-</td><td>-</td><td>-</td><td>-</td><td>-</td><td>-</td><td>-</td><td>-</td><td>2</td><td>-</td><td>-</td><td>-</td><td>-</td><td>-</td><td>-</td><td>-</td><td>-</td><td>-</td><td>-</td><td>-</td><td>-</td><td>-</td> </tr> <tr> <td colspan="5">Split Time 1: 21.27</td> <td colspan="5">Split Time 2: 48.53</td> <td colspan="5">Split Time 3: 76.85</td> <td colspan="3"></td> </tr> </table>																							-	-	-	-	-	-	-	-	-	-	-	-	-	2	-	-	-	-	-	-	-	-	-	-	-	-	-	Split Time 1: 21.27					Split Time 2: 48.53					Split Time 3: 76.85							
-	-	-	-	-	-	-	-	-	-	-	-	-	2	-	-	-	-	-	-	-	-	-	-	-	-	-																																											
Split Time 1: 21.27					Split Time 2: 48.53					Split Time 3: 76.85																																																											
6	8	ROHAN Lukas	CZE																						2	96.09	98.09																																										
		<table border="1" style="width: 100%; border-collapse: collapse;"> <tr> <td>-</td><td>-</td><td>2</td><td>-</td><td>-</td><td>-</td><td>-</td><td>-</td><td>-</td><td>-</td><td>-</td><td>-</td><td>-</td><td>-</td><td>-</td><td>-</td><td>-</td><td>-</td><td>-</td><td>-</td><td>-</td><td>-</td><td>-</td><td>-</td><td>-</td><td>-</td><td>-</td> </tr> <tr> <td colspan="5">Split Time 1: 23.46</td> <td colspan="5">Split Time 2: 52.51</td> <td colspan="5">Split Time 3: 75.33</td> <td colspan="3"></td> </tr> </table>																							-	-	2	-	-	-	-	-	-	-	-	-	-	-	-	-	-	-	-	-	-	-	-	-	-	-	-	Split Time 1: 23.46					Split Time 2: 52.51					Split Time 3: 75.33							
-	-	2	-	-	-	-	-	-	-	-	-	-	-	-	-	-	-	-	-	-	-	-	-	-	-	-																																											
Split Time 1: 23.46					Split Time 2: 52.51					Split Time 3: 75.33																																																											
7	10	JEGOU Liam	IRL																						2	96.52	98.52																																										
		<table border="1" style="width: 100%; border-collapse: collapse;"> <tr> <td>-</td><td>-</td><td>-</td><td>-</td><td>-</td><td>-</td><td>-</td><td>-</td><td>-</td><td>-</td><td>-</td><td>-</td><td>-</td><td>-</td><td>-</td><td>-</td><td>-</td><td>-</td><td>-</td><td>-</td><td>-</td><td>-</td><td>-</td><td>-</td><td>-</td><td>2</td><td>-</td> </tr> <tr> <td colspan="5">Split Time 1: 20.99</td> <td colspan="5">Split Time 2: 49.53</td> <td colspan="5">Split Time 3: 73.93</td> <td colspan="3"></td> </tr> </table>																							-	-	-	-	-	-	-	-	-	-	-	-	-	-	-	-	-	-	-	-	-	-	-	-	-	2	-	Split Time 1: 20.99					Split Time 2: 49.53					Split Time 3: 73.93							
-	-	-	-	-	-	-	-	-	-	-	-	-	-	-	-	-	-	-	-	-	-	-	-	-	2	-																																											
Split Time 1: 20.99					Split Time 2: 49.53					Split Time 3: 73.93																																																											
8	11	MARINIC Matija	CRO																						2	98.35	100.35																																										
		<table border="1" style="width: 100%; border-collapse: collapse;"> <tr> <td>-</td><td>-</td><td>-</td><td>-</td><td>-</td><td>-</td><td>-</td><td>-</td><td>-</td><td>-</td><td>-</td><td>-</td><td>-</td><td>-</td><td>-</td><td>-</td><td>-</td><td>-</td><td>-</td><td>-</td><td>-</td><td>-</td><td>-</td><td>-</td><td>2</td><td>-</td><td>-</td> </tr> <tr> <td colspan="5">Split Time 1: 22.20</td> <td colspan="5">Split Time 2: 50.22</td> <td colspan="5">Split Time 3: 75.90</td> <td colspan="3"></td> </tr> </table>																							-	-	-	-	-	-	-	-	-	-	-	-	-	-	-	-	-	-	-	-	-	-	-	-	2	-	-	Split Time 1: 22.20					Split Time 2: 50.22					Split Time 3: 75.90							
-	-	-	-	-	-	-	-	-	-	-	-	-	-	-	-	-	-	-	-	-	-	-	-	2	-	-																																											
Split Time 1: 22.20					Split Time 2: 50.22					Split Time 3: 75.90																																																											
9	9	CARTER Tristan	AUS																						2	98.73	100.73																																										
		<table border="1" style="width: 100%; border-collapse: collapse;"> <tr> <td>-</td><td>-</td><td>-</td><td>-</td><td>-</td><td>-</td><td>-</td><td>-</td><td>-</td><td>-</td><td>-</td><td>-</td><td>-</td><td>-</td><td>2</td><td>-</td><td>-</td><td>-</td><td>-</td><td>-</td><td>-</td><td>-</td><td>-</td><td>-</td><td>-</td><td>-</td><td>-</td> </tr> <tr> <td colspan="5">Split Time 1: 22.35</td> <td colspan="5">Split Time 2: 51.11</td> <td colspan="5">Split Time 3: 78.17</td> <td colspan="3"></td> </tr> </table>																							-	-	-	-	-	-	-	-	-	-	-	-	-	-	2	-	-	-	-	-	-	-	-	-	-	-	-	Split Time 1: 22.35					Split Time 2: 51.11					Split Time 3: 78.17							
-	-	-	-	-	-	-	-	-	-	-	-	-	-	2	-	-	-	-	-	-	-	-	-	-	-	-																																											
Split Time 1: 22.35					Split Time 2: 51.11					Split Time 3: 78.17																																																											
10	12	HEDWIG Grzegorz	POL																						2	103.81	105.81																																										
		<table border="1" style="width: 100%; border-collapse: collapse;"> <tr> <td>-</td><td>-</td><td>2</td><td>-</td><td>-</td><td>-</td><td>-</td><td>-</td><td>-</td><td>-</td><td>-</td><td>-</td><td>-</td><td>-</td><td>-</td><td>-</td><td>-</td><td>-</td><td>-</td><td>-</td><td>-</td><td>-</td><td>-</td><td>-</td><td>-</td><td>-</td><td>-</td> </tr> <tr> <td colspan="5">Split Time 1: 23.31</td> <td colspan="5">Split Time 2: 51.28</td> <td colspan="5">Split Time 3: 83.46</td> <td colspan="3"></td> </tr> </table>																							-	-	2	-	-	-	-	-	-	-	-	-	-	-	-	-	-	-	-	-	-	-	-	-	-	-	-	Split Time 1: 23.31					Split Time 2: 51.28					Split Time 3: 83.46							
-	-	2	-	-	-	-	-	-	-	-	-	-	-	-	-	-	-	-	-	-	-	-	-	-	-	-																																											
Split Time 1: 23.31					Split Time 2: 51.28					Split Time 3: 83.46																																																											
11	1	SAVSEK Benjamin	SLO																						50	94.93	144.93																																										
		<table border="1" style="width: 100%; border-collapse: collapse;"> <tr> <td>-</td><td>-</td><td>-</td><td>-</td><td>50</td><td>-</td><td>-</td><td>-</td><td>-</td><td>-</td><td>-</td><td>-</td><td>-</td><td>-</td><td>-</td><td>-</td><td>-</td><td>-</td><td>-</td><td>-</td><td>-</td><td>-</td><td>-</td><td>-</td><td>-</td><td>-</td><td>-</td> </tr> <tr> <td colspan="5">Split Time 1: 71.50</td> <td colspan="5">Split Time 2: 98.78</td> <td colspan="5">Split Time 3: 123.97</td> <td colspan="3"></td> </tr> </table>																							-	-	-	-	50	-	-	-	-	-	-	-	-	-	-	-	-	-	-	-	-	-	-	-	-	-	-	Split Time 1: 71.50					Split Time 2: 98.78					Split Time 3: 123.97							
-	-	-	-	50	-	-	-	-	-	-	-	-	-	-	-	-	-	-	-	-	-	-	-	-	-	-																																											
Split Time 1: 71.50					Split Time 2: 98.78					Split Time 3: 123.97																																																											
12	13	BOURHIS Yves	SEN																						50	95.78	145.78																																										
		<table border="1" style="width: 100%; border-collapse: collapse;"> <tr> <td>-</td><td>-</td><td>-</td><td>-</td><td>-</td><td>-</td><td>-</td><td>-</td><td>50</td><td>-</td><td>-</td><td>-</td><td>-</td><td>-</td><td>-</td><td>-</td><td>-</td><td>-</td><td>-</td><td>-</td><td>-</td><td>-</td><td>-</td><td>-</td><td>-</td><td>-</td><td>-</td> </tr> <tr> <td colspan="5">Split Time 1: 20.92</td> <td colspan="5">Split Time 2: 98.64</td> <td colspan="5">Split Time 3: 123.92</td> <td colspan="3"></td> </tr> </table>																							-	-	-	-	-	-	-	-	50	-	-	-	-	-	-	-	-	-	-	-	-	-	-	-	-	-	-	Split Time 1: 20.92					Split Time 2: 98.64					Split Time 3: 123.92							
-	-	-	-	-	-	-	-	50	-	-	-	-	-	-	-	-	-	-	-	-	-	-	-	-	-	-																																											
Split Time 1: 20.92					Split Time 2: 98.64					Split Time 3: 123.92																																																											

Gate Summary
Touched
Missed

Gate	1	2	3	4	5	6	7	8	9	10	11	12	13	14	15	16	17	18	19	20	21	22	23	
Touched	0	0	2	0	0	0	0	0	0	0	0	0	0	1	1	0	0	0	0	0	1	0	0	1
Missed	0	0	0	0	1	0	0	0	1	0	0	0	0	0	0	0	0	0	0	0	0	0	0	0

Legend:	Upstream gate	No.	Number	Pen. Sec.	Penalty seconds
---------	---------------	-----	--------	-----------	-----------------



Event Summary

Résumé de l'épreuve

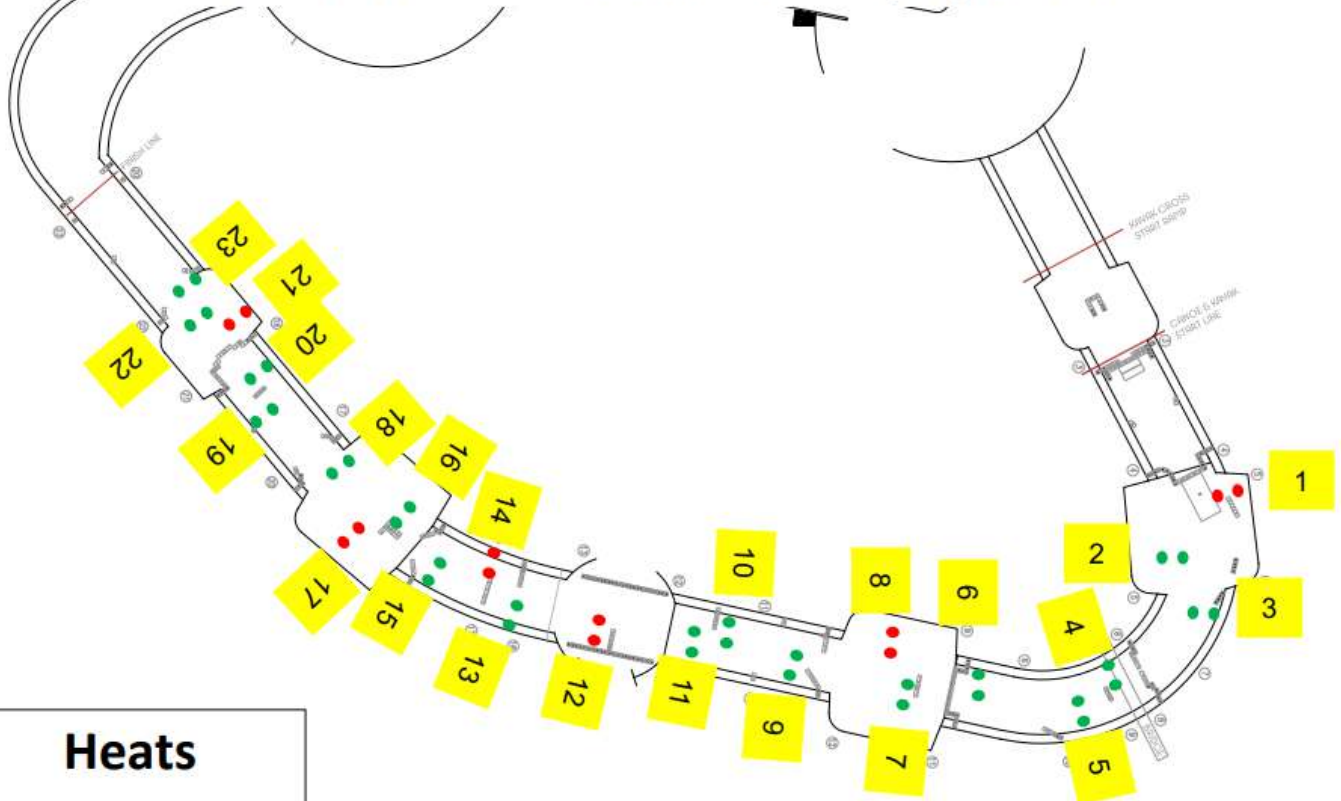
Rank	Bib No.	Name	NOC Code	Time	Penalty Seconds	Total Time	Behind
FINAL							
1	2	GESTIN Nicolas	FRA	91.36	0	91.36	
2	7	BURGESS Adam	GBR	96.84	0	96.84	+5.48
3	4	BENUS Matej	SVK	97.03	0	97.03	+5.67
4	6	TASIADIS Sideris	GER	97.27	0	97.27	+5.91
5	3	TRAVE Miquel	ESP	95.92	2	97.92	+6.56
6	8	ROHAN Lukas	CZE	96.09	2	98.09	+6.73
7	10	JEGOU Liam	IRL	96.52	2	98.52	+7.16
8	11	MARINIC Matija	CRO	98.35	2	100.35	+8.99
9	9	CARTER Tristan	AUS	98.73	2	100.73	+9.37
10	12	HEDWIG Grzegorz	POL	103.81	2	105.81	+14.45
11	1	SAVSEK Benjamin	SLO	94.93	50	144.93	+53.57
12	13	BOURHIS Yves	SEN	95.78	50	145.78	+54.42
SEMIFINAL							
13	17	HANEDA Takuya	JPN	103.11	4	107.11	+13.99
14	5	IVALDI Raffaello	ITA	108.20	0	108.20	+15.08
15	15	BALDONI Alex	CAN	123.41	4	127.41	+34.29
16	14	EICHFELD Casey	USA	104.23	58	162.23	+69.11
HEATS							
17	16	OTTEN Joris	NED	101.92	0	101.92	+13.14
18	20	GONCALVES Pedro	BRA	103.07	8	111.07	+22.29
19	18	REZANEJAD Amir	EOR	110.16	6	116.16	+27.38
20	19	JEMAI Salim	TUN	124.42	4	128.42	+39.64

Legend:
No. Number



Course Map
Plan du Parcours
As of THU 25 JUL 2024

2024 Canoe Slalom Paris 2024 Olympic Games



Heats

COURSE DESIGNERS

- Irati Goikotxea
- Sebastian Schubert

UNIS - BASE NAUTIQUE VAIRES	
CSLUR01WJCSF	
CSLJCSLX OLYMPIC COURSE MAP	
Scale	1:500
Scale	1:12 000 / 1:24 000
UNIS_10X_CSL_0	



Course Map
 Plan du Parcours
 As of THU 25 JUL 2024

2024 Canoe Slalom Paris 2024 Olympic Games



Semi/ Finals

COURSE DESIGNERS

- Irati Goikotxea *IG*
- Sebastian Schubert *S. Schubert*

UNIS - BASE NAUTIQUE VAIRES	
CSL/ROW/CSP	
CSL/CSLX OLYMPIC COURSE MAP	
Scale	1:500 1:1000 1:2000
Scale	1:1500 1:3000 1:6000
0 5 10 15 20 m	



Results
Résultats

Rk	Bib No.	Name	NOC Code	1st Run				2nd Run				Best	
				Time	Pen. Sec.	Total Time	Rk	Time	Pen. Sec.	Total Time	Rk	Time	Behind
1	2	SATKOVA Gabriela	CZE	97.44	2	99.44	1	104.54	2	106.54	7	99.44	SF
2	1	FOX Jessica	AUS	100.05	0	100.05	2	101.10	2	103.10	1	100.05	+0.61 SF
3	6	DORIA VILARRUBLA Monica	AND	101.28	0	101.28	3	97.68	54	151.68	19	101.28	+1.84 SF
4	5	PANKOVA Zuzana	SVK	103.27	0	103.27	4	105.71	0	105.71	5	103.27	+3.83 SF
5	3	LILIK Elena	GER	103.95	4	107.95	7	101.29	2	103.29	2	103.29	+3.85 SF
6	4	FRANKLIN Mallory	GBR	102.72	2	104.72	5	102.41	50	152.41	20	104.72	+5.28 SF
7	8	SATILA Ana	BRA	107.95	2	109.95	13	105.16	0	105.16	3	105.16	+5.72 SF
8	16	TEUNISSEN Lena	NED	109.51	6	115.51	18	105.33	0	105.33	4	105.33	+5.89 SF
9	12	US Viktoriia	UKR	111.67	2	113.67	16	104.09	2	106.09	6	106.09	+6.65 SF
10	10	ZWOLINSKA Klaudia	POL	104.84	2	106.84	6	103.89	4	107.89	9	106.84	+7.40 SF
11	9	LEIBFARTH Evy	USA	108.82	0	108.82	9	101.09	6	107.09	8	107.09	+7.65 SF
12	13	HOCEVAR Eva Alina	SLO	107.57	2	109.57	11	106.22	2	108.22	10	108.22	+8.78 SF
13	7	DELASSUS Marjorie	FRA	104.34	4	108.34	8	109.22	10	119.22	17	108.34	+8.90 SF
14	18	HUANG Juan	CHN	104.88	8	112.88	15	104.47	4	108.47	11	108.47	+9.03 SF
15	14	LAZKANO Miren	ESP	107.49	2	109.49	10	105.60	8	113.60	15	109.49	+10.05 SF
16	15	MARX Alena	SUI	107.66	2	109.66	12	109.10	2	111.10	14	109.66	+10.22 SF
17	17	WOLFFHARDT Viktoria	AUT	112.27	2	114.27	17	110.39	0	110.39	12	110.39	+10.95 SF
18	11	BERTONCELLI Marta	ITA	108.28	4	112.28	14	106.43	4	110.43	13	110.43	+10.99 SF
19	20	BETTERIDGE Lois	CAN	112.22	8	120.22	19	109.60	6	115.60	16	115.60	+16.16
20	21	OKAZAKI Haruka	JPN	120.50	2	122.50	20	122.42	8	130.42	18	122.50	+23.06
21	19	CORCORAN Michaela	IRL	119.55	10	129.55	21	116.08	52	168.08	21	129.55	+30.11

Progression System: 18 fastest after both runs qualify to Semifinal. Remainder are eliminated.

Legend:	No.	Number	Pen. Sec.	Penalty seconds	Rk	Rank	SF	Qualified for Semifinals
---------	-----	--------	-----------	-----------------	----	------	----	--------------------------


Race Analysis
 Analyse de la course

Rk	Bib No.		Name	NOC code	Result																																										
	Start Orde	Run			Rk	Pen. Sec.	Run Time	Run Total																																							
			<table border="1" style="width:100%; border-collapse: collapse;"> <tr> <td>1</td><td>2</td><td>3</td><td>4</td><td>5</td><td>6</td><td>7</td><td>8</td><td>9</td><td>10</td><td>11</td><td>12</td><td>13</td><td>14</td><td>15</td><td>16</td><td>17</td><td>18</td><td>19</td><td>20</td><td>21</td><td>22</td><td>23</td> </tr> <tr> <td colspan="5" style="text-align: center;">Split Time 1 ↑</td> <td colspan="5" style="text-align: center;">Split Time 2 ↑</td> <td colspan="8" style="text-align: center;">Split Time 3 ↑</td> </tr> </table>	1	2	3	4	5	6	7	8	9	10	11	12	13	14	15	16	17	18	19	20	21	22	23	Split Time 1 ↑					Split Time 2 ↑					Split Time 3 ↑										
1	2	3	4	5	6	7	8	9	10	11	12	13	14	15	16	17	18	19	20	21	22	23																									
Split Time 1 ↑					Split Time 2 ↑					Split Time 3 ↑																																					
1	2		SATKOVA Gabriela	CZE			99.44																																								
	20	R1	1	- -		2	97.44	99.44																																							
			Split Time 1: 23.68	Split Time 2: 53.81	Split Time 3: 75.18																																										
	20	R2	7	- 2 -		2	104.54	106.54																																							
			Split Time 1: 26.13	Split Time 2: 56.34	Split Time 3: 82.87																																										
2	1		FOX Jessica	AUS			100.05																																								
	21	R1	2	- -		0	100.05	100.05																																							
			Split Time 1: 23.44	Split Time 2: 55.63	Split Time 3: 78.06																																										
	21	R2	1	- - - - - - - - 2 -		2	101.10	103.10																																							
			Split Time 1: 25.39	Split Time 2: 58.38	Split Time 3: 80.60																																										
3	6		DORIA VILARRUBLA Monica	AND			101.28																																								
	16	R1	3	- -		0	101.28	101.28																																							
			Split Time 1: 27.34	Split Time 2: 58.07	Split Time 3: 79.45																																										
	16	R2	19	- 2 - - - - 50 2 -		54	97.68	151.68																																							
			Split Time 1: 75.13	Split Time 2: 106.81	Split Time 3: 128.71																																										
4	5		PANKOVA Zuzana	SVK			103.27																																								
	17	R1	4	- -		0	103.27	103.27																																							
			Split Time 1: 23.69	Split Time 2: 55.28	Split Time 3: 78.93																																										
	17	R2	5	- -		0	105.71	105.71																																							
			Split Time 1: 25.03	Split Time 2: 57.91	Split Time 3: 81.95																																										
5	3		LILIK Elena	GER			103.29																																								
	19	R1	7	- - - - - - - - - - - - - - - - - 2 - - - - - 2 - - - - - - - - - - -		4	103.95	107.95																																							
			Split Time 1: 23.95	Split Time 2: 55.68	Split Time 3: 82.48																																										
	19	R2	2	- 2 - - - - -		2	101.29	103.29																																							
			Split Time 1: 24.34	Split Time 2: 55.56	Split Time 3: 77.48																																										
6	4		FRANKLIN Mallory	GBR			104.72																																								
	18	R1	5	- - - - - - - - 2 -		2	102.72	104.72																																							
			Split Time 1: 23.13	Split Time 2: 58.36	Split Time 3: 82.32																																										
	18	R2	20	- -		50	102.41	152.41																																							
			Split Time 1: 23.29	Split Time 2: 54.94	Split Time 3: 80.13																																										
7	8		SATILA Ana	BRA			105.16																																								
	14	R1	13	- 2		2	107.95	109.95																																							
			Split Time 1: 24.65	Split Time 2: 58.02	Split Time 3: 81.77																																										
	14	R2	3	- -		0	105.16	105.16																																							
			Split Time 1: 24.42	Split Time 2: 56.14	Split Time 3: 79.57																																										
8	16		TEUNISSEN Lena	NED			105.33																																								
	6	R1	18	- - - - - - - - - - - - - - - - - - 2 - - 2 - - - - - 2 - - - - -		6	109.51	115.51																																							
			Split Time 1: 24.90	Split Time 2: 59.59	Split Time 3: 85.70																																										
	6	R2	4	- -		0	105.33	105.33																																							
			Split Time 1: 24.13	Split Time 2: 54.82	Split Time 3: 80.45																																										
9	12		US Viktoriia	UKR			106.09																																								
	10	R1	16	- - - - - - - - - 2 -		2	111.67	113.67																																							
			Split Time 1: 26.27	Split Time 2: 62.05	Split Time 3: 88.50																																										
	10	R2	6	- - - - 2 -		2	104.09	106.09																																							
			Split Time 1: 28.00	Split Time 2: 59.52	Split Time 3: 83.20																																										
10	10		ZWOLINSKA Klaudia	POL			106.84																																								
	12	R1	6	- - - - - - - - 2 -		2	104.84	106.84																																							
			Split Time 1: 24.50	Split Time 2: 58.89	Split Time 3: 84.36																																										
	12	R2	9	- 2 - 2 - - - - - - - - - - -		4	103.89	107.89																																							
			Split Time 1: 25.31	Split Time 2: 56.57	Split Time 3: 84.62																																										





Race Analysis
Analyse de la course

Rk	Bib No.		Name	NOC code	Result																		
	Start Orde	Run			Rk	Pen. Sec.	Run Time	Run Total															
11	9	LEIBFARTH Evy		USA	0	108.82	108.82																
		13	R1					9	-	-	-	-	-	-	-	-	-	-	-	-	-	-	-
				Split Time 1: 24.98 Split Time 2: 59.86 Split Time 3: 86.24																			
13	R2	8		-	2	-	-	-	-	-	-	-	-	-	-	2	-	-	2	-	-	-	
						Split Time 1: 26.18 Split Time 2: 56.75 Split Time 3: 82.21			6			101.09	107.09										
12	13	HOCEVAR Eva Alina		SLO	2	107.57	109.57																
		9	R1					11	-	2	-	-	-	-	-	-	-	-	-	-	-	-	-
				Split Time 1: 27.92 Split Time 2: 61.15 Split Time 3: 86.05																			
9	R2	10		2	-	-	-	-	-	-	-	-	-	-	-	-	-	-	-	-	-	-	
						Split Time 1: 27.21 Split Time 2: 60.09 Split Time 3: 84.04			2			106.22	108.22										
13	7	DELIASSUS Marjorie		FRA	4	104.34	108.34																
		15	R1					8	-	-	-	-	-	2	-	2	-	-	-	-	-	-	-
				Split Time 1: 23.83 Split Time 2: 59.80 Split Time 3: 83.62																			
15	R2	17		-	2	-	-	-	-	-	-	2	-	-	-	2	2	-	-	2	-	-	
						Split Time 1: 25.37 Split Time 2: 64.89 Split Time 3: 93.13			10			109.22	119.22										
14	18	HUANG Juan		CHN	8	104.88	112.88																
		4	R1					15	-	2	-	-	-	2	-	-	-	-	-	-	-	-	-
				Split Time 1: 26.31 Split Time 2: 61.59 Split Time 3: 85.46																			
4	R2	11		-	2	-	-	-	-	-	-	-	-	-	-	-	-	-	-	-	-	-	
						Split Time 1: 26.76 Split Time 2: 57.57 Split Time 3: 81.32			4			104.47	108.47										
15	14	LAZKANO Miren		ESP	2	107.49	109.49																
		8	R1					10	-	-	-	-	-	-	2	-	-	-	-	-	-	-	-
				Split Time 1: 25.85 Split Time 2: 61.95 Split Time 3: 86.83																			
8	R2	15		-	2	-	-	2	-	-	2	-	-	-	-	-	-	-	-	-	-	2	-
						Split Time 1: 29.38 Split Time 2: 64.03 Split Time 3: 88.41			8			105.60	113.60										
16	15	MARX Alena		SUI	2	107.66	109.66																
		7	R1					12	-	-	-	-	-	-	-	-	-	-	-	-	-	2	-
				Split Time 1: 26.89 Split Time 2: 59.15 Split Time 3: 83.75																			
7	R2	14		-	-	-	-	-	-	-	2	-	-	-	-	-	-	-	-	-	-	-	
						Split Time 1: 25.36 Split Time 2: 59.21 Split Time 3: 87.12			2			109.10	111.10										
17	17	WOLFFHARDT Viktoria		AUT	2	112.27	114.27																
		5	R1					17	-	-	-	-	-	-	-	-	-	-	-	-	-	-	2
				Split Time 1: 24.74 Split Time 2: 59.75 Split Time 3: 84.81																			
5	R2	12		-	-	-	-	-	-	-	-	-	-	-	-	-	-	-	-	-	-	-	
						Split Time 1: 25.93 Split Time 2: 59.99 Split Time 3: 85.58			0			110.39	110.39										
18	11	BERTONCELLI Marta		ITA	4	108.28	112.28																
		11	R1					14	2	-	-	-	-	-	-	-	-	-	-	2	-	-	-
				Split Time 1: 29.16 Split Time 2: 62.20 Split Time 3: 88.10																			
11	R2	13		-	-	-	-	-	-	-	-	-	2	-	-	-	-	-	-	-	-	2	-
						Split Time 1: 25.58 Split Time 2: 57.46 Split Time 3: 83.19			4			106.43	110.43										
19	20	BETTERIDGE Lois		CAN	8	112.22	120.22																
		2	R1					19	-	2	-	2	-	-	-	-	-	-	-	-	-	-	-
				Split Time 1: 32.25 Split Time 2: 68.53 Split Time 3: 93.98																			
2	R2	16		2	2	-	-	-	-	-	-	-	-	-	-	2	-	-	-	-	-	-	-
						Split Time 1: 28.01 Split Time 2: 63.24 Split Time 3: 90.99			6			109.60	115.60										
20	21	OKAZAKI Haruka		JPN	2	120.50	122.50																
		1	R1					20	-	-	-	-	-	-	-	-	-	-	-	-	2	-	-
				Split Time 1: 30.24 Split Time 2: 66.20 Split Time 3: 94.67																			
1	R2	18		-	-	-	-	-	-	-	2	-	2	-	-	-	-	-	-	-	-	2	-
						Split Time 1: 28.44 Split Time 2: 70.06 Split Time 3: 99.10			8			122.42	130.42										



Race Analysis
Analyse de la course

Rk	Bib No.		Name	NOC code	Result																				
	Start Orde	Run			Rk	Pen. Sec.	Run Time	Run Total																	

Rk	Bib No.	Run	Rk	Name	NOC code	Pen. Sec.	Run Time	Run Total
21	19			CORCORAN Michaela	IRL			129.55
		3	R1	21	2 - - - - 2 - - - - 2 - - - 2 - - -	10	119.55	129.55
					Split Time 1: 27.13 Split Time 2: 71.25 Split Time 3: 99.68			
		3	R2	21	- - - - - - - - - 2 - - - - - - - 50 - -	52	116.08	168.08
					Split Time 1: 24.69 Split Time 2: 64.32 Split Time 3: 92.77			

Gate Summary
Touched
Missed

Gate	1	2	3	4	5	6	7	8	9	10	11	12	13	14	15	16	17	18	19	20	21	22	23
Touched	4	11	0	2	2	3	5	2	0	3	2	2	0	3	2	2	5	3	2	3	5	3	2
Missed	0	0	0	0	1	0	0	0	0	0	0	0	0	0	0	0	0	0	0	0	0	1	1

Legend:	No.	Pen. Sec.
/	Number	Penalty seconds
R1	1st Run	Rk Rank
SF	Qualified for Semifinals	



Results
Résultats

Rank	Bib No.	Name	NOC Code	Time	Penalty Seconds	Total Time	Behind	
1	2	SATKOVA Gabriela	CZE	105.55	0	105.55		F
2	1	FOX Jessica	AUS	106.08	0	106.08	+0.53	F
3	6	DORIA VILARRUBLA Monica	AND	106.53	0	106.53	+0.98	F
4	13	HOCEVAR Eva Alina	SLO	109.22	0	109.22	+3.67	F
5	8	SATILA Ana	BRA	107.88	2	109.88	+4.33	F
6	4	FRANKLIN Mallory	GBR	105.62	6	111.62	+6.07	F
7	3	LILIK Elena	GER	113.59	0	113.59	+8.04	F
8	12	US Viktoriia	UKR	110.26	4	114.26	+8.71	F
9	5	PANKOVA Zuzana	SVK	113.59	2	115.59	+10.04	F
10	14	LAZKANO Miren	ESP	112.27	4	116.27	+10.72	F
11	15	MARX Alena	SUI	115.50	2	117.50	+11.95	F
12	9	LEIBFARTH Evy	USA	117.58	0	117.58	+12.03	F
13	7	DELASSUS Marjorie	FRA	112.84	6	118.84	+13.29	
14	17	WOLFFHARDT Viktoria	AUT	120.78	0	120.78	+15.23	
15	18	HUANG Juan	CHN	115.64	6	121.64	+16.09	
16	16	TEUNISSEN Lena	NED	118.82	4	122.82	+17.27	
17	10	ZWOLINSKA Klaudia	POL	117.64	6	123.64	+18.09	
18	11	BERTONCELLI Marta	ITA	120.28	50	170.28	+64.73	

Progression System: 12 fastest qualify to the Final. Remainder are eliminated.

Legend:
No. Number



Race Analysis
Analyse de la course

Rank	Bib No.	Name	NOC Code	Result		
				Pen. Sec.	Run Time	Run Total
		Start Order				
		1 2 3 4 5 6 7 8 9 10 11 12 13 14 15 16 17 18 19 20 21 22 23				
		Split Time 1 ↑				
		Split Time 2 ↑				
		Split Time 3 ↑				
1	2	SATKOVA Gabriela	CZE			105.55
	18	- -		0	105.55	105.55
		Split Time 1: 23.83	Split Time 2: 53.31	Split Time 3: 79.69		
2	1	FOX Jessica	AUS			106.08
	17	- -		0	106.08	106.08
		Split Time 1: 22.89	Split Time 2: 54.58	Split Time 3: 81.07		
3	6	DORIA VILARRUBLA Monica	AND			106.53
	16	- -		0	106.53	106.53
		Split Time 1: 24.39	Split Time 2: 54.71	Split Time 3: 81.20		
4	13	HOCEVAR Eva Alina	SLO			109.22
	7	- -		0	109.22	109.22
		Split Time 1: 24.43	Split Time 2: 56.23	Split Time 3: 84.20		
5	8	SATILA Ana	BRA			109.88
	12	- - - - - - - - - - - - - - - - - 2 - - - - -		2	107.88	109.88
		Split Time 1: 22.59	Split Time 2: 56.65	Split Time 3: 83.21		
6	4	FRANKLIN Mallory	GBR			111.62
	13	- - - - - - - 2 - - - - - - - 2 - - - - - 2 - - - - -		6	105.62	111.62
		Split Time 1: 22.80	Split Time 2: 57.38	Split Time 3: 84.79		
7	3	LILIK Elena	GER			113.59
	14	- -		0	113.59	113.59
		Split Time 1: 23.99	Split Time 2: 60.50	Split Time 3: 89.13		
8	12	US Viktoriia	UKR			114.26
	10	- 2 - - - - - 2 - - - - - - - - - - - - - - - - -		4	110.26	114.26
		Split Time 1: 28.41	Split Time 2: 61.20	Split Time 3: 89.07		
9	5	PANKOVA Zuzana	SVK			115.59
	15	- 2 -		2	113.59	115.59
		Split Time 1: 26.51	Split Time 2: 63.05	Split Time 3: 90.04		
10	14	LAZKANO Miren	ESP			116.27
	4	- 2 - 2 - -		4	112.27	116.27
		Split Time 1: 26.66	Split Time 2: 59.29	Split Time 3: 88.04		
11	15	MARX Alena	SUI			117.50
	3	- - - - - - - - - - - - - 2 - - - - - - - - - - - -		2	115.50	117.50
		Split Time 1: 25.79	Split Time 2: 65.49	Split Time 3: 93.39		
12	9	LEIBFARTH Evy	USA			117.58
	8	- -		0	117.58	117.58
		Split Time 1: 26.07	Split Time 2: 59.83	Split Time 3: 89.74		
13	7	DELISSUS Marjorie	FRA			118.84
	6	- - - - - - - - - - - - - 2 - - - - - - - - - 2 - 2 - -		6	112.84	118.84
		Split Time 1: 23.77	Split Time 2: 59.48	Split Time 3: 90.36		
14	17	WOLFFHARDT Viktoria	AUT			120.78
	2	- -		0	120.78	120.78
		Split Time 1: 26.28	Split Time 2: 65.19	Split Time 3: 92.91		



Race Analysis
Analyse de la course

Rank	Bib No.	Name	NOC Code	Result																										
				Pen. Sec.	Run Time	Run Total																								
Start Order		1	2	3	4	5	6	7	8	9	10	11	12	13	14	15	16	17	18	19	20	21	22	23						
		Split Time 1 ↑						Split Time 2 ↑						Split Time 3 ↑																
15	18	HUANG Juan	CHN	121.64																										
	5			-	-	-	-	-	-	-	-	-	-	2	-	-	-	-	-	-	-	-	-	-	-	-	-	6	115.64	121.64
		Split Time 1:	25.13	Split Time 2:						59.63	Split Time 3:						92.46													
16	16	TEUNISSEN Lena	NED	122.82																										
	11			-	2	-	-	-	-	-	-	-	-	-	-	-	-	-	-	-	-	-	-	-	-	-	-	4	118.82	122.82
		Split Time 1:	25.92	Split Time 2:						63.32	Split Time 3:						94.27													
17	10	ZWOLINSKA Klaudia	POL	123.64																										
	9			-	-	2	-	-	-	-	-	-	-	2	-	-	-	-	-	-	-	-	-	-	-	-	-	6	117.64	123.64
		Split Time 1:	27.05	Split Time 2:						68.38	Split Time 3:						98.10													
18	11	BERTONCELLI Marta	ITA	170.28																										
	1			-	-	-	-	-	-	-	-	-	50	-	-	-	-	-	-	-	-	-	-	-	-	-	-	50	120.28	170.28
		Split Time 1:	33.15	Split Time 2:						117.96	Split Time 3:						144.83													

Gate Summary
Touched
Missed

1	2	3	4	5	6	7	8	9	10	11	12	13	14	15	16	17	18	19	20	21	22	23
0	4	1	0	1	0	1	1	0	1	1	1	0	0	2	0	1	1	2	1	1	2	0
0	0	0	0	0	0	0	0	0	1	0	0	0	0	0	0	0	0	0	0	0	0	0

Legend:	No.	Number	Pen. Sec.	Penalty seconds
/				



Results
Résultats

Rank	Bib No.	Name	NOC Code	Time	Penalty Seconds	Total Time	Behind
1	1	FOX Jessica	AUS	99.06	2	101.06	
2	3	LILIK Elena	GER	103.54	0	103.54	+2.48
3	9	LEIBFARTH Evy	USA	107.95	2	109.95	+8.89
4	5	PANKOVA Zuzana	SVK	111.07	0	111.07	+10.01
5	8	SATILA Ana	BRA	110.70	2	112.70	+11.64
6	6	DORIA VILARRUBLA Monica	AND	107.58	6	113.58	+12.52
7	2	SATKOVA Gabriela	CZE	112.22	2	114.22	+13.16
8	15	MARX Alena	SUI	112.61	2	114.61	+13.55
9	13	HOCEVAR Eva Alina	SLO	115.48	0	115.48	+14.42
10	14	LAZKANO Miren	ESP	110.97	6	116.97	+15.91
11	12	US Viktoriia	UKR	113.98	4	117.98	+16.92
12	4	FRANKLIN Mallory	GBR	109.15	56	165.15	+64.09

Legend:
No. Number



Race Analysis
Analyse de la course

Rank	Bib No.	Name	NOC Code	Result		
				Pen. Sec.	Run Time	Run Total
	Start Order	1 2 3 4 5 6 7 8 9 10 11 12 13 14 15 16 17 18 19 20 21 22 23				
		Split Time 1 ↑ Split Time 2 ↑ Split Time 3 ↑				
1	1 11	FOX Jessica AUS - - - - - - - - - - - - - - - - 2 - - - - Split Time 1: 23.64 Split Time 2: 53.11 Split Time 3: 75.97		2	99.06	101.06
2	3 6	LILIK Elena GER - Split Time 1: 23.17 Split Time 2: 53.60 Split Time 3: 78.55		0	103.54	103.54
3	9 1	LEIBFARTH Evy USA - - - - - - - - - - - - - 2 - - - - - - - - - Split Time 1: 25.03 Split Time 2: 59.36 Split Time 3: 85.67		2	107.95	109.95
4	5 4	PANKOVA Zuzana SVK - Split Time 1: 24.63 Split Time 2: 57.12 Split Time 3: 86.34		0	111.07	111.07
5	8 8	SATILA Ana BRA - - - - - 2 - - - - - - - - - - - - - - - - Split Time 1: 26.36 Split Time 2: 60.16 Split Time 3: 88.37		2	110.70	112.70
6	6 10	DORIA VILARRUBLA Monica AND 2 2 - - - - 2 - - - - - - - - - - - - - - - Split Time 1: 28.32 Split Time 2: 62.53 Split Time 3: 87.40		6	107.58	113.58
7	2 12	SATKOVA Gabriela CZE - 2 - Split Time 1: 25.04 Split Time 2: 59.30 Split Time 3: 88.83		2	112.22	114.22
8	15 2	MARX Alena SUI - 2 - Split Time 1: 26.74 Split Time 2: 61.23 Split Time 3: 87.99		2	112.61	114.61
9	13 9	HOCEVAR Eva Alina SLO - Split Time 1: 25.48 Split Time 2: 63.25 Split Time 3: 91.57		0	115.48	115.48
10	14 3	LAZKANO Miren ESP - 2 - - - 2 - - - - - - - - - - - - - 2 - - - Split Time 1: 28.52 Split Time 2: 64.04 Split Time 3: 90.03		6	110.97	116.97
11	12 5	US Viktoriia UKR - - - - - - - 2 - - - 2 - - - - - - - - - - - Split Time 1: 24.44 Split Time 2: 63.01 Split Time 3: 92.08		4	113.98	117.98
12	4 7	FRANKLIN Mallory GBR - - - - - - 2 - - - - - - 2 - - - - - 50 - 2 - Split Time 1: 22.67 Split Time 2: 58.64 Split Time 3: 89.06		56	109.15	165.15

Gate Summary
Touched
Missed

1	2	3	4	5	6	7	8	9	10	11	12	13	14	15	16	17	18	19	20	21	22	23
1	3	0	0	2	0	3	0	0	1	0	0	0	2	0	0	0	0	1	1	0	2	0
0	0	0	0	0	0	0	0	0	0	0	0	0	0	0	0	0	0	0	1	0	0	0

Legend:	/ Upstream gate	No. Number	Pen. Sec. Penalty seconds
----------------	-----------------	------------	---------------------------





Event Summary
Résumé de l'épreuve

Rank	Bib No.	Name	NOC Code	Time	Penalty Seconds	Total Time	Behind
FINAL							
1	1	FOX Jessica	AUS	99.06	2	101.06	
2	3	LILIK Elena	GER	103.54	0	103.54	+2.48
3	9	LEIBFARTH Evy	USA	107.95	2	109.95	+8.89
4	5	PANKOVA Zuzana	SVK	111.07	0	111.07	+10.01
5	8	SATILA Ana	BRA	110.70	2	112.70	+11.64
6	6	DORIA VILARRUBLA Monica	AND	107.58	6	113.58	+12.52
7	2	SATKOVA Gabriela	CZE	112.22	2	114.22	+13.16
8	15	MARX Alena	SUI	112.61	2	114.61	+13.55
9	13	HOCEVAR Eva Alina	SLO	115.48	0	115.48	+14.42
10	14	LAZKANO Miren	ESP	110.97	6	116.97	+15.91
11	12	US Viktoriia	UKR	113.98	4	117.98	+16.92
12	4	FRANKLIN Mallory	GBR	109.15	56	165.15	+64.09
SEMIFINAL							
13	7	DELASSUS Marjorie	FRA	112.84	6	118.84	+13.29
14	17	WOLFFHARDT Viktoria	AUT	120.78	0	120.78	+15.23
15	18	HUANG Juan	CHN	115.64	6	121.64	+16.09
16	16	TEUNISSEN Lena	NED	118.82	4	122.82	+17.27
17	10	ZWOLINSKA Klaudia	POL	117.64	6	123.64	+18.09
18	11	BERTONCELLI Marta	ITA	120.28	50	170.28	+64.73
HEATS							
19	20	BETTERIDGE Lois	CAN	109.60	6	115.60	+16.16
20	21	OKAZAKI Haruka	JPN	120.50	2	122.50	+23.06
21	19	CORCORAN Michaela	IRL	119.55	10	129.55	+30.11

Legend:
No. Number



Course Map
Plan du Parcours
As of THU 25 JUL 2024

2024 Canoe Slalom Paris 2024 Olympic Games



Heats

COURSE DESIGNERS

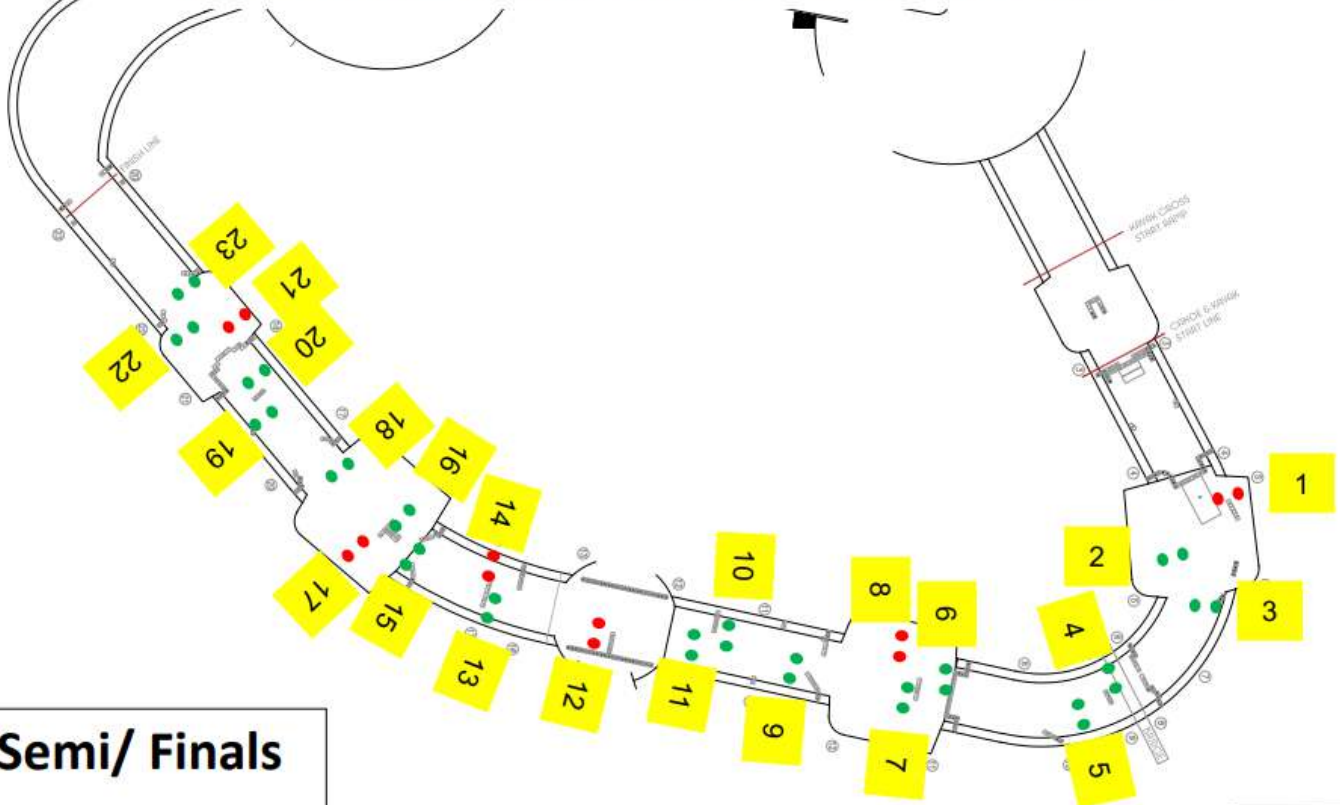
- Irati Goikotxea
- Sebastian Schubert

UNIS - BASE NAUTIQUE VAIRES	
CSLW/CSLX	
CSLW/CSLX OLYMPIC COURSE MAP	
Scale	1:5000
Scale	1:10000
Scale	1:20000
UNIS_100_CSL_0	



Course Map
Plan du Parcours
As of THU 25 JUL 2024

2024 Canoe Slalom Paris 2024 Olympic Games



Semi/ Finals

COURSE DESIGNERS

- Irati Goikotxea *IG*
- Sebastian Schubert *S. Schubert*

UNIS - BASE NAUTIQUE VAIRES			
CSLJROW/CSP			
Format: 1200m x 1200m x 1200m			
CSLJCSLX OLYMPIC COURSE MAP			
Width	1500	12000 / 24000	
Scale	1:12000		



Brackets

Tableau d'élimination

Heats - 4 AUG 15:30			
Forerunners - 15:10			
Rk	Bib	Name	NOC Remarks
Heat 1 15:30			
1	1	R CLARKE J	GBR
2	17	B GRIGAR J	SVK
3	32	Y KAUZER P	SLO
4	16	G OHRSTROM I	SWE FLT (6)
Heat 2 15:35			
1	8	R OCHOA M	ESP
2	25	Y PRSKAVEC J	CZE
3	24	B JEGOU L	IRL
4	9	G TRAVE M	ESP FLT (8)
Heat 3 15:40			
1	5	R BUTCHER F	NZL
2	28	Y SAVSEK B	SLO
3	21	B TANAKA Y	JPN FLT (8)
4	12	G GONCALVES P	BRA FLT (2)
Heat 4 15:45			
1	4	R de GENNARO G	ITA
2	13	G POLACZYK M	POL
3	20	B BOURHIS Y	SEN
4	29	Y BURGESS A	GBR
Heat 5 15:50			
1	3	R NEVEU B	FRA
2	19	B DOUGOUD M	SUI
3	14	G JEMAI S	TUN
4	30	Y MARINIC M	CRO FLT (R)
Heat 6 15:55			
1	11	G ANDERSON T	AUS
2	27	Y HEDWIG G	POL
3	6	R OSCHMAUTZ F	AUT
4	22	B HENGST S	GER
Heat 7 16:00			
1	7	R HEGGE N	GER
2	26	Y CARTER T	AUS
3	23	B HENDRICK N	IRL
4	10	G QUAN X	CHN FLT (8)
Heat 8 16:05			
1	2	R CASTRYCK T	FRA
2	15	G ROHAN L	CZE
3	31	Y WU SH	TPE
4	18	B BALDONI A	CAN

Quarterfinal - 5 AUG 15:52			
Rk	Bib	Name	NOC Remarks

Quarterfinal 1 15:52			
1	1	R CLARKE J	GBR
2	17	B GRIGAR J	SVK
3	25	Y PRSKAVEC J	CZE
4	8	G OCHOA M	ESP FLT (8)

Quarterfinal 2 15:57			
1	5	G BUTCHER F	NZL
2	13	B POLACZYK M	POL
3	28	Y SAVSEK B	SLO
4	4	R de GENNARO G	ITA

Quarterfinal 3 16:02			
1	3	R NEVEU B	FRA
2	19	B DOUGOUD M	SUI
3	11	G ANDERSON T	AUS
4	27	Y HEDWIG G	POL

Quarterfinal 4 16:07			
1	7	G HEGGE N	GER
2	15	B ROHAN L	CZE
3	2	R CASTRYCK T	FRA FLT (3)
4	26	Y CARTER T	AUS FLT (R,6,8)

Semifinal - 5 AUG 16:28			
Rk	Bib	Name	NOC Remarks

Semifinal 1 16:28			
1	1	R CLARKE J	GBR
2	5	G BUTCHER F	NZL
3	17	Y GRIGAR J	SVK
4	13	B POLACZYK M	POL

Semifinal 2 16:33			
1	7	G HEGGE N	GER
2	15	B ROHAN L	CZE
3	3	R NEVEU B	FRA
4	19	Y DOUGOUD M	SUI FLT (6)

Final - 5 AUG 16:48			
Rk	Bib	Name	NOC Remarks

Small Final 16:48			
1	19	Y DOUGOUD M	SUI
2	17	G GRIGAR J	SVK
3	3	R NEVEU B	FRA
4	13	B POLACZYK M	POL FLT (1)

Final 17:00			
1	5	B BUTCHER F	NZL
2	1	R CLARKE J	GBR
3	7	G HEGGE N	GER
4	15	Y ROHAN L	CZE

Ranking Summary			
Gold	BUTCHER Finn		NZL
Silver	CLARKE Joseph		GBR
Bronze	HEGGE Noah		GER
	4 ROHAN Lukas		CZE
	5 DOUGOUD Martin		SUI
	6 GRIGAR Jakub		SVK
	7 NEVEU Boris		FRA
	8 POLACZYK Mateusz		POL

Progression System: The first two ranked athletes of each Heat and Quarterfinal proceed to the next phase. The first two ranked athletes of each Semifinal proceed to the Final. The 3rd and 4th ranked athletes of each Semifinal proceed to the Small Final.

Legend:	B Blue	Y Yellow	FLT (n) Fault (gate number)	FLT (R) Fault (boat roll)	G Green	R Red	Rk Rank
----------------	---------------	-----------------	------------------------------------	----------------------------------	----------------	--------------	----------------



Phase Summary
Résumé de la phase

Time Trial - 2 AUG 15:30					
Forerunners 15:10					
Rk	Bib	Name	NOC	Time	Remarks
1	1	CLARKE J	GBR	66.08	R1
2	11	GONCALVES P	BRA	66.41	R1
3	13	CASTRYCK T	FRA	67.29	R1
4	2	NEVEU B	FRA	67.48	R1
5	3	de GENNARO G	ITA	67.71	R1
6	6	BUTCHER F	NZL	67.74	R1
7	5	OSCHMAUTZ F	AUT	67.87	R1
8	18	HEGGE N	GER	68.01	R1
9	14	POLACZYK M	POL	68.11	R1
10	8	OCHOA M	ESP	68.66	R1
11	16	TRAVE M	ESP	68.70	R1
12	24	JEMAI S	TUN	68.91	R1
13	17	QUAN X	CHN	69.13	R1
14	22	HENDRICK N	IRL	69.31	R1
15	23	ROHAN L	CZE	69.80	R1
16	12	OHRSTROM I	SWE	70.29	R1
17	15	SOUDI M	MAR	70.53	R1
18	33	JEGOU L	IRL	70.81	R1
19	27	GRIGAR J	SVK	71.18	R1
20	9	ANDERSON T	AUS	71.41	R1
21	32	PRSKAVEC J	CZE	71.71	R1
22	19	CARTER T	AUS	72.94	R1
23	25	BENUS M	SVK	73.54	R1
24	10	BALDONI A	CAN	73.70	R1
25	35	SAVSEK B	SLO	74.18	R1
26	30	BURGESS A	GBR	74.66	R1
27	34	MARINIC M	CRO	74.80	R1
28	4	DOUGOUD M	SUI	74.89	R1
29	29	OTTEN J	NED	75.95	R1
30	21	BARAT A	COM	76.95	R1
31	31	BOURHIS Y	SEN	78.15	R1
32	28	REZANEJAD A	EOR	79.15	R1
33	37	EICHFELD C	USA	81.13	R1
34	20	TANAKA Y	JPN	81.35	R1
35	38	HEDWIG G	POL	81.42	R1
36	36	WU SH	TPE	82.73	R1
37	26	KAUZER P	SLO	70.74	FLT (8) R1
38	7	HENGST S	GER	69.67	FLT (6) R1

Round 1 - 3 AUG 16:40				
Rk	Bib	Name	NOC	Remarks
Race 1 16:40				
1	1	CLARKE J	GBR	H
2	12	JEMAI S	TUN	H
3	33	EICHFELD C	USA	FLT (2) RE
Race 2 16:45				
1	13	QUAN X	CHN	H
2	2	GONCALVES P	BRA	FLT (S) H
3	32	REZANEJAD A	EOR	DNF RE
Race 3 16:50				
1	3	CASTRYCK T	FRA	H
2	31	BOURHIS Y	SEN	H
3	14	HENDRICK N	IRL	RE
Race 4 16:55				
1	4	NEVEU B	FRA	H
2	15	ROHAN L	CZE	H
3	30	BARAT A	COM	RE
Race 5 17:00				
1	5	de GENNARO G	ITA	H
2	16	OHRSTROM I	SWE	H
3	29	OTTEN J	NED	RE
Race 6 17:05				
1	6	BUTCHER F	NZL	H
2	28	DOUGOUD M	SUI	H
3	17	SOUDI M	MAR	RE
Race 7 17:10				
1	7	OSCHMAUTZ F	AUT	H
2	38	HENGST S	GER	H
3	27	MARINIC M	CRO	FLT (3) RE
4	18	JEGOU L	IRL	FLT (2,8) RE
Race 8 17:15				
1	8	HEGGE N	GER	H
2	19	GRIGAR J	SVK	H
3	37	KAUZER P	SLO	RE
4	26	BURGESS A	GBR	RE
Race 9 17:20				
1	20	ANDERSON T	AUS	H
2	9	POLACZYK M	POL	H
3	36	WU SH	TPE	RE
4	25	SAVSEK B	SLO	FLT (2) RE
Race 10 17:25				
1	10	OCHOA M	ESP	H
2	24	BALDONI A	CAN	H
3	21	PRSKAVEC J	CZE	FLT (8) RE
4	35	HEDWIG G	POL	FLT (3) RE
Race 11 17:30				
1	11	TRAVE M	ESP	H
2	34	TANAKA Y	JPN	H
3	23	BENUS M	SVK	RE
4	22	CARTER T	AUS	FLT (1) RE

Repechage - 3 AUG 18:45				
Rk	Bib	Name	NOC	Remarks
Race 1 18:45				
1	14	HENDRICK N	IRL	H
2	36	WU SH	TPE	H
3	23	BENUS M	SVK	FLT (2)
Race 2 18:50				
1	35	HEDWIG G	POL	H
2	25	SAVSEK B	SLO	H
3	17	SOUDI M	MAR	FLT (S)
Race 3 18:55				
1	18	JEGOU L	IRL	H
2	26	BURGESS A	GBR	H
3	33	EICHFELD C	USA	
Race 4 19:00				
1	21	PRSKAVEC J	CZE	H
2	27	MARINIC M	CRO	H
3	32	REZANEJAD A	EOR	
Race 5 19:05				
1	22	CARTER T	AUS	H
2	37	KAUZER P	SLO	H
3	29	OTTEN J	NED	
4	30	BARAT A	COM	FLT (8)

Progression System: The first 2 athletes of each race in Round 1 proceed to Heats, remaining athletes proceed to Repechage. The first 2 athletes of each race in Repechage proceed to Heats, remaining athletes are eliminated.



Phase Summary

Résumé de la phase

Qualification Phase Ranking

Rank	Name	NOC	
1	CLARKE Joseph	GBR	H
2	CASTRYCK Titouan	FRA	H
3	NEVEU Boris	FRA	H
4	de GENNARO Giovanni	ITA	H
5	BUTCHER Finn	NZL	H
6	OSCHMAUTZ Felix	AUT	H
7	HEGGE Noah	GER	H
8	OCHOA Manuel	ESP	H
9	TRAVE Miquel	ESP	H
10	QUAN Xin	CHN	H
11	ANDERSON Timothy	AUS	H
12	GONCALVES Pedro	BRA	H
13	POLACZYK Mateusz	POL	H
14	JEMAI Salim	TUN	H
15	ROHAN Lukas	CZE	H
16	OHRSTROM Isak	SWE	H
17	GRIGAR Jakub	SVK	H
18	BALDONI Alex	CAN	H
19	DOUGOUD Martin	SUI	H
20	BOURHIS Yves	SEN	H
21	TANAKA Yuuki	JPN	H
22	HENGST Stefan	GER	H
23	HENDRICK Noel	IRL	H
24	JEGOU Liam	IRL	H
25	PRSKAVEC Jiri	CZE	H
26	CARTER Tristan	AUS	H
27	HEDWIG Grzegorz	POL	H
28	SAVSEK Benjamin	SLO	H
29	BURGESS Adam	GBR	H
30	MARINIC Matija	CRO	H
31	WU Shao-Hsuan	TPE	H
32	KAUZER Peter	SLO	H
33	SOUDI Mathis	MAR	
34	BENUS Matej	SVK	
35	OTTEN Joris	NED	
36	REZANEJAD Amir	EOR	
37	EICHFELD Casey	USA	
38	BARAT Andy	COM	

Legend:

B Blue

FLT (S) Fault (false start)

R Red

Rk Rank

DNF Did Not Finish

G Green

R1 Qualified for Round 1

Y Yellow

FLT (n) Fault (gate number)

H Qualified for Heats

RE Qualified for Repechages



Race Analysis

Analyse de la course

Start Time: 15:30

Rank	Bib No.	Name	NOC Code	Start	1	Roll	2	3	4	5	6	7	8	Time	Remarks
1	1	CLARKE Joseph	GBR	-	-	-	-	-	-	-	-	-	-	66.08	R1
2	11	GONCALVES Pedro	BRA	-	-	-	-	-	-	-	-	-	-	66.41	R1
3	13	CASTRYCK Titouan	FRA	-	-	-	-	-	-	-	-	-	-	67.29	R1
4	2	NEVEU Boris	FRA	-	-	-	-	-	-	-	-	-	-	67.48	R1
5	3	de GENNARO Giovanni	ITA	-	-	-	-	-	-	-	-	-	-	67.71	R1
6	6	BUTCHER Finn	NZL	-	-	-	-	-	-	-	-	-	-	67.74	R1
7	5	OSCHMAUTZ Felix	AUT	-	-	-	-	-	-	-	-	-	-	67.87	R1
8	18	HEGGE Noah	GER	-	-	-	-	-	-	-	-	-	-	68.01	R1
9	14	POLACZYK Mateusz	POL	-	-	-	-	-	-	-	-	-	-	68.11	R1
10	8	OCHOA Manuel	ESP	-	-	-	-	-	-	-	-	-	-	68.66	R1
11	16	TRAWE Miquel	ESP	-	-	-	-	-	-	-	-	-	-	68.70	R1
12	24	JEMAI Salim	TUN	-	-	-	-	-	-	-	-	-	-	68.91	R1
13	17	QUAN Xin	CHN	-	-	-	-	-	-	-	-	-	-	69.13	R1
14	22	HENDRICK Noel	IRL	-	-	-	-	-	-	-	-	-	-	69.31	R1
15	23	ROHAN Lukas	CZE	-	-	-	-	-	-	-	-	-	-	69.80	R1
16	12	OHRSTROM Isak	SWE	-	-	-	-	-	-	-	-	-	-	70.29	R1
17	15	SOUDI Mathis	MAR	-	-	-	-	-	-	-	-	-	-	70.53	R1
18	33	JEGOU Liam	IRL	-	-	-	-	-	-	-	-	-	-	70.81	R1
19	27	GRIGAR Jakub	SVK	-	-	-	-	-	-	-	-	-	-	71.18	R1
20	9	ANDERSON Timothy	AUS	-	-	-	-	-	-	-	-	-	-	71.41	R1
21	32	PRSKAVEC Jiri	CZE	-	-	-	-	-	-	-	-	-	-	71.71	R1
22	19	CARTER Tristan	AUS	-	-	-	-	-	-	-	-	-	-	72.94	R1
23	25	BENUS Matej	SVK	-	-	-	-	-	-	-	-	-	-	73.54	R1
24	10	BALDONI Alex	CAN	-	-	-	-	-	-	-	-	-	-	73.70	R1
25	35	SAVSEK Benjamin	SLO	-	-	-	-	-	-	-	-	-	-	74.18	R1
26	30	BURGESS Adam	GBR	-	-	-	-	-	-	-	-	-	-	74.66	R1
27	34	MARINIC Matija	CRO	-	-	-	-	-	-	-	-	-	-	74.80	R1
28	4	DOUGOUD Martin	SUI	-	-	-	-	-	-	-	-	-	-	74.89	R1
29	29	OTTEN Joris	NED	-	-	-	-	-	-	-	-	-	-	75.95	R1
30	21	BARAT Andy	COM	-	-	-	-	-	-	-	-	-	-	76.95	R1
31	31	BOURHIS Yves	SEN	-	-	-	-	-	-	-	-	-	-	78.15	R1
32	28	REZANEJAD Amir	EOR	-	-	-	-	-	-	-	-	-	-	79.15	R1



Race Analysis
Analyse de la course

33	37	EICHFELD Casey	USA	-	-	-	-	-	-	-	-	-	-	81.13		R1
34	20	TANAKA Yuuki	JPN	-	-	-	-	-	-	-	-	-	-	81.35		R1
35	38	HEDWIG Grzegorz	POL	-	-	-	-	-	-	-	-	-	-	81.42		R1
36	36	WU Shao-Hsuan	TPE	-	-	-	-	-	-	-	-	-	-	82.73		R1
37	26	KAUZER Peter	SLO	-	-	-	-	-	-	-	-	-	FLT	70.74	FLT (8)	R1
38	7	HENGST Stefan	GER	-	-	-	-	-	-	-	-	FLT	-	69.67	FLT (6)	R1

Progression System: All ranked athletes qualify to Round 1.

Legend:		Upstream Gate	FLT (n)	Fault (gate number)	No.	Number	R1	Qualified for Round 1
/								



Race Analysis

Analyse de la course

Race 1 Start Time: 16:40

Rank	Bib No.	Name	NOC Code	Start	1	Roll	2	3	4	5	6	7	8	Finish Order	Remarks
1	1	CLARKE Joseph	GBR	-	-	-	-	-	-	-	-	-	-	1	H
2	12	JEMAI Salim	TUN	-	-	-	-	-	-	-	-	-	-	2	H
3	33	EICHFELD Casey	USA	-	-	-	FLT	-	-	-	-	-	-	3	FLT (2) RE

Race 2 Start Time: 16:45

Rank	Bib No.	Name	NOC Code	Start	1	Roll	2	3	4	5	6	7	8	Finish Order	Remarks
1	13	QUAN Xin	CHN	-	-	-	-	-	-	-	-	-	-	2	H
2	2	GONCALVES Pedro	BRA	FLT	-	-	-	-	-	-	-	-	-	1	FLT (S) H
3	32	REZANEJAD Amir	EOR	-	-	-	-	-	-	-	FLT	FLT	FLT	DNF	RE

Race 3 Start Time: 16:50

Rank	Bib No.	Name	NOC Code	Start	1	Roll	2	3	4	5	6	7	8	Finish Order	Remarks
1	3	CASTRYCK Titouan	FRA	-	-	-	-	-	-	-	-	-	-	1	H
2	31	BOURHIS Yves	SEN	-	-	-	-	-	-	-	-	-	-	2	H
3	14	HENDRICK Noel	IRL	-	-	-	-	-	-	-	-	-	-	3	RE

Race 4 Start Time: 16:55

Rank	Bib No.	Name	NOC Code	Start	1	Roll	2	3	4	5	6	7	8	Finish Order	Remarks
1	4	NEVEU Boris	FRA	-	-	-	-	-	-	-	-	-	-	1	H
2	15	ROHAN Lukas	CZE	-	-	-	-	-	-	-	-	-	-	2	H
3	30	BARAT Andy	COM	-	-	-	-	-	-	-	COM	-	-	3	RE

Race 5 Start Time: 17:00

Rank	Bib No.	Name	NOC Code	Start	1	Roll	2	3	4	5	6	7	8	Finish Order	Remarks
1	5	de GENNARO Giovanni	ITA	-	-	-	-	-	-	-	-	-	-	1	H
2	16	OHRSTROM Isak	SWE	-	-	-	-	-	-	-	-	-	-	2	H
3	29	OTTEN Joris	NED	-	-	-	-	-	-	-	-	-	-	3	RE

Race 6 Start Time: 17:05

Rank	Bib No.	Name	NOC Code	Start	1	Roll	2	3	4	5	6	7	8	Finish Order	Remarks
1	6	BUTCHER Finn	NZL	-	-	-	-	-	-	-	-	-	-	1	H
2	28	DOUGOUD Martin	SUI	-	-	-	-	-	-	-	-	-	-	2	H
3	17	SOUDI Mathis	MAR	-	-	-	-	-	-	-	-	-	-	3	RE



Race Analysis
Analyse de la course

Race 7 Start Time: 17:10

Rank	Bib No.	Name	NOC Code	Start	1	Roll	2	3	4	5	6	7	8	Finish Order	Remarks
1	7	OSCHMAUTZ Felix	AUT	-	-	-	-	-	-	-	-	-	-	1	H
2	38	HENGST Stefan	GER	-	-	-	-	-	-	-	-	-	-	2	H
3	27	MARINIC Matija	CRO	-	-	-	-	FLT	-	-	-	-	-	4	FLT (3) RE
4	18	JEGOU Liam	IRL	-	-	-	FLT	-	-	-	-	-	FLT	3	FLT (2, 8) RE

Race 8 Start Time: 17:15

Rank	Bib No.	Name	NOC Code	Start	1	Roll	2	3	4	5	6	7	8	Finish Order	Remarks
1	8	HEGGE Noah	GER	-	-	-	-	-	-	-	-	-	-	1	H
2	19	GRIGAR Jakub	SVK	-	-	-	-	-	-	-	-	-	-	2	H
3	37	KAUZER Peter	SLO	-	-	-	-	-	-	-	-	-	-	3	RE
4	26	BURGESS Adam	GBR	-	-	-	-	-	-	-	-	-	-	4	RE

Race 9 Start Time: 17:20

Rank	Bib No.	Name	NOC Code	Start	1	Roll	2	3	4	5	6	7	8	Finish Order	Remarks
1	20	ANDERSON Timothy	AUS	-	-	-	-	-	-	-	-	-	-	1	H
2	9	POLACZYK Mateusz	POL	-	-	-	-	-	-	-	-	-	-	2	H
3	36	WU Shao-Hsuan	TPE	-	-	-	-	-	-	-	-	-	-	3	RE
4	25	SAVSEK Benjamin	SLO	-	-	-	FLT	-	-	-	-	-	-	4	FLT (2) RE

Race 10 Start Time: 17:25

Rank	Bib No.	Name	NOC Code	Start	1	Roll	2	3	4	5	6	7	8	Finish Order	Remarks
1	10	OCHOA Manuel	ESP	-	-	-	-	-	-	-	-	-	-	1	H
2	24	BALDONI Alex	CAN	-	-	-	-	-	-	-	-	-	-	2	H
3	21	PRSKAVEC Jiri	CZE	-	-	-	-	-	-	-	-	-	FLT	4	FLT (8) RE
4	35	HEDWIG Grzegorz	POL	-	-	-	-	FLT	-	-	-	-	-	3	FLT (3) RE

Race 11 Start Time: 17:30

Rank	Bib No.	Name	NOC Code	Start	1	Roll	2	3	4	5	6	7	8	Finish Order	Remarks
1	11	TRAVE Miquel	ESP	-	-	-	-	-	-	-	-	-	-	1	H
2	34	TANAKA Yuuki	JPN	-	-	-	-	-	-	-	-	-	-	2	H
3	23	BENUS Matej	SVK	-	-	-	-	-	-	-	-	-	-	3	RE
4	22	CARTER Tristan	AUS	-	FLT	-	-	-	-	-	-	-	-	4	FLT (1) RE

Progression System: First 2 in each race qualify to the Heats. Remainder to Repechage.

Legend:

/	Upstream Gate	DNF	Did Not Finish	FLT (n)	Fault (gate number)	FLT (S)	Fault (false start)
H	Qualified for Heats	No.	Number	RE	Qualified for Repechages		



Race Analysis
Analyse de la course

Race 1 Start Time: 18:45

Rank	Bib No.	Name	NOC Code	Start	1	Roll	2	3	4	5	6	7	8	Finish Order	Remarks
1	14	HENDRICK Noel	IRL	-	-	-	-	-	-	-	-	-	-	1	H
2	36	WU Shao-Hsuan	TPE	-	-	-	-	-	-	-	-	-	-	2	H
3	23	BENUS Matej	SVK	-	-	-	FLT	-	-	-	-	-	-	3	FLT (2)

Race 2 Start Time: 18:50

Rank	Bib No.	Name	NOC Code	Start	1	Roll	2	3	4	5	6	7	8	Finish Order	Remarks
1	35	HEDWIG Grzegorz	POL	-	-	-	-	-	-	-	-	-	-	2	H
2	25	SAVSEK Benjamin	SLO	-	-	-	-	-	-	-	-	-	-	3	H
3	17	SOUDI Mathis	MAR	FLT	-	-	-	-	-	-	-	-	-	1	FLT (S)

Race 3 Start Time: 18:55

Rank	Bib No.	Name	NOC Code	Start	1	Roll	2	3	4	5	6	7	8	Finish Order	Remarks
1	18	JEGOU Liam	IRL	-	-	-	-	-	-	-	-	-	-	1	H
2	26	BURGESS Adam	GBR	-	-	-	-	-	-	-	-	-	-	2	H
3	33	EICHFELD Casey	USA	-	-	-	-	-	-	-	-	-	-	3	

Race 4 Start Time: 19:00

Rank	Bib No.	Name	NOC Code	Start	1	Roll	2	3	4	5	6	7	8	Finish Order	Remarks
1	21	PRSKAVEC Jiri	CZE	-	-	-	-	-	-	-	-	-	-	1	H
2	27	MARINIC Matija	CRO	-	-	-	-	-	-	-	-	-	-	2	H
3	32	REZANEJAD Amir	EOR	-	-	-	-	-	-	-	-	-	-	3	

Race 5 Start Time: 19:05

Rank	Bib No.	Name	NOC Code	Start	1	Roll	2	3	4	5	6	7	8	Finish Order	Remarks
1	22	CARTER Tristan	AUS	-	-	-	-	-	-	-	-	-	-	1	H
2	37	KAUZER Peter	SLO	-	-	-	-	-	-	-	-	-	-	2	H
3	29	OTTEN Joris	NED	-	-	-	-	-	-	-	-	-	-	3	
4	30	BARAT Andy	COM	-	-	-	-	-	-	-	-	-	FLT	4	FLT (8)

Progression System: First 2 in each race qualify to the Heats. Remainder are eliminated.

Legend:

/ Upstream Gate
No. Number

FLT (n) Fault (gate number)

FLT (S) Fault (false start)

H

Qualified for Heats



Race Analysis

Analyse de la course

Heat 1 Start Time: 15:30

Rank	Bib No.	Name	NOC Code	Start	1	Roll	2	3	4	5	6	7	8	Finish Order	Remarks
1	1	CLARKE Joseph	GBR	-	-	-	-	-	-	-	-	-	-	1	QF
2	17	GRIGAR Jakub	SVK	-	-	-	-	-	-	-	-	-	-	2	QF
3	32	KAUZER Peter	SLO	-	-	-	-	-	-	-	-	-	-	3	
4	16	OHRSTROM Isak	SWE	-	-	-	-	-	-	-	FLT	-	-	4	FLT (6)

Heat 2 Start Time: 15:35

Rank	Bib No.	Name	NOC Code	Start	1	Roll	2	3	4	5	6	7	8	Finish Order	Remarks
1	8	OCHOA Manuel	ESP	-	-	-	-	-	-	-	-	-	-	1	QF
2	25	PRSKAVEC Jiri	CZE	-	-	-	-	-	-	-	-	-	-	2	QF
3	24	JEGOU Liam	IRL	-	-	-	-	-	-	-	-	-	-	4	
4	9	TRAVE Miquel	ESP	-	-	-	-	-	-	-	-	-	FLT	3	FLT (8)

Heat 3 Start Time: 15:40

Rank	Bib No.	Name	NOC Code	Start	1	Roll	2	3	4	5	6	7	8	Finish Order	Remarks
1	5	BUTCHER Finn	NZL	-	-	-	-	-	-	-	-	-	-	1	QF
2	28	SAVSEK Benjamin	SLO	-	-	-	-	-	-	-	-	-	-	3	QF
3	21	TANAKA Yuuki	JPN	-	-	-	-	-	-	-	-	-	FLT	4	FLT (8)
4	12	GONCALVES Pedro	BRA	-	-	-	FLT	-	-	-	-	-	-	2	FLT (2)

Heat 4 Start Time: 15:45

Rank	Bib No.	Name	NOC Code	Start	1	Roll	2	3	4	5	6	7	8	Finish Order	Remarks
1	4	de GENNARO Giovanni	ITA	-	-	-	-	-	-	-	-	-	-	1	QF
2	13	POLACZYK Mateusz	POL	-	-	-	-	-	-	-	-	-	-	2	QF
3	20	BOURHIS Yves	SEN	-	-	-	-	-	-	-	-	-	-	3	
4	29	BURGESS Adam	GBR	-	-	-	-	-	-	-	-	-	-	4	

Heat 5 Start Time: 15:50

Rank	Bib No.	Name	NOC Code	Start	1	Roll	2	3	4	5	6	7	8	Finish Order	Remarks
1	3	NEVEU Boris	FRA	-	-	-	-	-	-	-	-	-	-	1	QF
2	19	DOUGOUD Martin	SUI	-	-	-	-	-	-	-	-	-	-	2	QF
3	14	JEMAI Salim	TUN	-	-	-	-	-	-	-	-	-	-	4	
4	30	MARINIC Matija	CRO	-	-	-	FLT	-	-	-	-	-	-	3	FLT (R)



Race Analysis

Analyse de la course

Heat 6 Start Time: 15:55

Rank	Bib No.	Name	NOC Code	Start	1	Roll	2	3	4	5	6	7	8	Finish Order	Remarks
1	11	ANDERSON Timothy	AUS	-	-	-	-	-	-	-	-	-	-	1	QF
2	27	HEDWIG Grzegorz	POL	-	-	-	-	-	-	-	-	-	-	2	QF
3	6	OSCHMAUTZ Felix	AUT	-	-	-	-	-	-	-	-	-	-	3	
4	22	HENGST Stefan	GER	-	-	-	-	-	-	-	-	-	-	4	

Heat 7 Start Time: 16:00

Rank	Bib No.	Name	NOC Code	Start	1	Roll	2	3	4	5	6	7	8	Finish Order	Remarks
1	7	HEGGE Noah	GER	-	-	-	-	-	-	-	-	-	-	1	QF
2	26	CARTER Tristan	AUS	-	-	-	-	-	-	-	-	-	-	2	QF
3	23	HENDRICK Noel	IRL	-	-	-	-	-	-	-	-	-	-	4	
4	10	QUAN Xin	CHN	-	-	-	-	-	-	-	-	-	FLT	3	FLT (8)

Heat 8 Start Time: 16:05

Rank	Bib No.	Name	NOC Code	Start	1	Roll	2	3	4	5	6	7	8	Finish Order	Remarks
1	2	CASTRYCK Titouan	FRA	-	-	-	-	-	-	-	-	-	-	1	QF
2	15	ROHAN Lukas	CZE	-	-	-	-	-	-	-	-	-	-	2	QF
3	31	WU Shao-Hsuan	TPE	-	-	-	-	-	-	-	-	-	-	3	
4	18	BALDONI Alex	CAN	-	-	-	-	-	-	-	-	-	-	4	

Progression System: First 2 in each heat qualify to the Quarterfinal. Remainder are eliminated.

Legend:

/ Upstream Gate FLT (n) Fault (gate number) FLT (R) Fault (boat roll) No. Number
 QF Qualified for Quarterfinals



Race Analysis

Analyse de la course

Quarterfinal 1 Start Time: 15:52

Rank	Bib No.	Name	NOC Code	Start	1	Roll	2	3	4	5	6	7	8	Finish Order	Remarks
1	1	CLARKE Joseph	GBR	-	-	-	-	-	-	-	-	-	-	2	SF
2	17	GRIGAR Jakub	SVK	-	-	-	-	-	-	-	-	-	-	3	SF
3	25	PRSKAVEC Jiri	CZE	-	-	-	-	-	-	-	-	-	-	4	
4	8	OCHOA Manuel	ESP	-	-	-	-	-	-	-	-	-	FLT	1	FLT (8)

Quarterfinal 2 Start Time: 15:57

Rank	Bib No.	Name	NOC Code	Start	1	Roll	2	3	4	5	6	7	8	Finish Order	Remarks
1	5	BUTCHER Finn	NZL	-	-	-	-	-	-	-	-	-	-	1	SF
2	13	POLACZYK Mateusz	POL	-	-	-	-	-	-	-	-	-	-	2	SF
3	28	SAVSEK Benjamin	SLO	-	-	-	-	-	-	-	-	-	-	3	
4	4	de GENNARO Giovanni	ITA	-	-	-	-	-	-	-	-	-	-	4	

Quarterfinal 3 Start Time: 16:02

Rank	Bib No.	Name	NOC Code	Start	1	Roll	2	3	4	5	6	7	8	Finish Order	Remarks
1	3	NEVEU Boris	FRA	-	-	-	-	-	-	-	-	-	-	1	SF
2	19	DOUGOUD Martin	SUI	-	-	-	-	-	-	-	-	-	-	2	SF
3	11	ANDERSON Timothy	AUS	-	-	-	-	-	-	-	-	-	-	3	
4	27	HEDWIG Grzegorz	POL	-	-	-	-	-	-	-	-	-	-	4	

Quarterfinal 4 Start Time: 16:07

Rank	Bib No.	Name	NOC Code	Start	1	Roll	2	3	4	5	6	7	8	Finish Order	Remarks
1	7	HEGGE Noah	GER	-	-	-	-	-	-	-	-	-	-	2	SF
2	15	ROHAN Lukas	CZE	-	-	-	-	-	-	-	-	-	-	3	SF
3	2	CASTRYCK Titouan	FRA	-	-	-	-	FLT	-	-	-	-	-	1	FLT (3)
4	26	CARTER Tristan	AUS	-	-	FLT	-	-	-	-	FLT	-	FLT	4	FLT (R,6,8)

Progression System: First 2 in each heat qualify to the Semifinal. Remainder are eliminated.

Legend:

/ Upstream Gate FLT (n) Fault (gate number) FLT (R) Fault (boat roll) No. Number
SF Qualified for Semifinals



Race Analysis

Analyse de la course

Semifinal 1 Start Time: 16:28

Rank	Bib No.	Name	NOC Code	Start	1	Roll	2	3	4	5	6	7	8	Finish Order	Remarks
1	1	CLARKE Joseph	GBR	-	-	-	-	-	-	-	-	-	-	1	F
2	5	BUTCHER Finn	NZL	-	-	-	-	-	-	-	-	-	-	2	F
3	17	GRIGAR Jakub	SVK	-	-	-	-	-	-	-	-	-	-	3	SM
4	13	POLACZYK Mateusz	POL	-	-	-	-	-	-	-	-	-	-	4	SM

Semifinal 2 Start Time: 16:33

Rank	Bib No.	Name	NOC Code	Start	1	Roll	2	3	4	5	6	7	8	Finish Order	Remarks
1	7	HEGGE Noah	GER	-	-	-	-	-	-	-	-	-	-	1	F
2	15	ROHAN Lukas	CZE	-	-	-	-	-	-	-	-	-	-	2	F
3	3	NEVEU Boris	FRA	-	-	-	-	-	-	-	-	-	-	3	SM
4	19	DOUGOUD Martin	SUI	-	-	-	-	-	-	-	FLT	-	-	4	FLT (6) SM

Progression System: First 2 in each heat qualify to the Final. Remainder to Small Final.

Legend:

/ Upstream Gate F Qualified for Final FLT (n) Fault (gate number) No. Number
SM Qualified for Small Final



Race Analysis

Analyse de la course

Final Start Time: 17:00

Rank	Bib No.	Name	NOC Code	Start	1	Roll	2	3	4	5	6	7	8	Finish Order	Remarks
1	5	BUTCHER Finn	NZL	-	-	-	-	-	-	-	-	-	-	1	
2	1	CLARKE Joseph	GBR	-	-	-	-	-	-	-	-	-	-	2	
3	7	HEGGE Noah	GER	-	-	-	-	-	-	-	-	-	-	3	
4	15	ROHAN Lukas	CZE	-	-	-	-	-	-	-	-	-	-	4	

Small Final Start Time: 16:48

Rank	Bib No.	Name	NOC Code	Start	1	Roll	2	3	4	5	6	7	8	Finish Order	Remarks
1	19	DOUGOUD Martin	SUI	-	-	-	-	-	-	-	-	-	-	1	
2	17	GRIGAR Jakub	SVK	-	-	-	-	-	-	-	-	-	-	3	
3	3	NEVEU Boris	FRA	-	-	-	-	-	-	-	-	-	-	4	
4	13	POLACZYK Mateusz	POL	-	FLT	-	-	-	-	-	-	-	-	2	FLT (1)

Legend:	/	Upstream Gate	FLT (n)	Fault (gate number)	No.	Number
----------------	---	---------------	---------	---------------------	-----	--------



Event Summary

Résumé de l'épreuve

Rank	Name	NOC Code	Race Rank	Qualification Phase Rank	Time Trial		Remarks
					Time	Behind	
FINAL							
1	BUTCHER Finn	NZL	1				
2	CLARKE Joseph	GBR	2				
3	HEGGE Noah	GER	3				
4	ROHAN Lukas	CZE	4				
SMALL FINAL							
5	DOUGOUD Martin	SUI	1				
6	GRIGAR Jakub	SVK	2				
7	NEVEU Boris	FRA	3				
8	POLACZYK Mateusz	POL	4				
QUARTERFINAL							
9	CASTRYCK Titouan	FRA	QF4 (3)	2	67.29	+1.21	
10	ANDERSON Timothy	AUS	QF3 (3)	11	71.41	+5.33	
11	PRSKAVEC Jiri	CZE	QF1 (3)	25	71.71	+5.63	
12	SAVSEK Benjamin	SLO	QF2 (3)	28	74.18	+8.10	
13	de GENNARO Giovanni	ITA	QF2 (4)	4	67.71	+1.63	
14	OCHOA Manuel	ESP	QF1 (4)	8	68.66	+2.58	
15	CARTER Tristan	AUS	QF4 (4)	26	72.94	+6.86	
16	HEDWIG Grzegorz	POL	QF3 (4)	27	81.42	+15.34	
HEATS							
17	OSCHMAUTZ Felix	AUT	H6 (3)	6	67.87	+1.79	
18	JEMAI Salim	TUN	H5 (3)	14	68.91	+2.83	
19	BOURHIS Yves	SEN	H4 (3)	20	78.15	+12.07	
20	TANAKA Yuuki	JPN	H3 (3)	21	81.35	+15.27	
21	HENDRICK Noel	IRL	H7 (3)	23	69.31	+3.23	
22	JEGOU Liam	IRL	H2 (3)	24	70.81	+4.73	
23	WU Shao-Hsuan	TPE	H8 (3)	31	82.73	+16.65	
24	KAUZER Peter	SLO	H1 (3)	32	70.74	+4.66	FLT (8)
25	TRAVE Miquel	ESP	H2 (4)	9	68.70	+2.62	
26	QUAN Xin	CHN	H7 (4)	10	69.13	+3.05	
27	GONCALVES Pedro	BRA	H3 (4)	12	66.41	+0.33	
28	OHRSTROM Isak	SWE	H1 (4)	16	70.29	+4.21	
29	BALDONI Alex	CAN	H8 (4)	18	73.70	+7.62	
30	HENGST Stefan	GER	H6 (4)	22	69.67	+3.59	FLT (6)
31	BURGESS Adam	GBR	H4 (4)	29	74.66	+8.58	
32	MARINIC Matija	CRO	H5 (4)	30	74.80	+8.72	



Event Summary
Résumé de l'épreuve

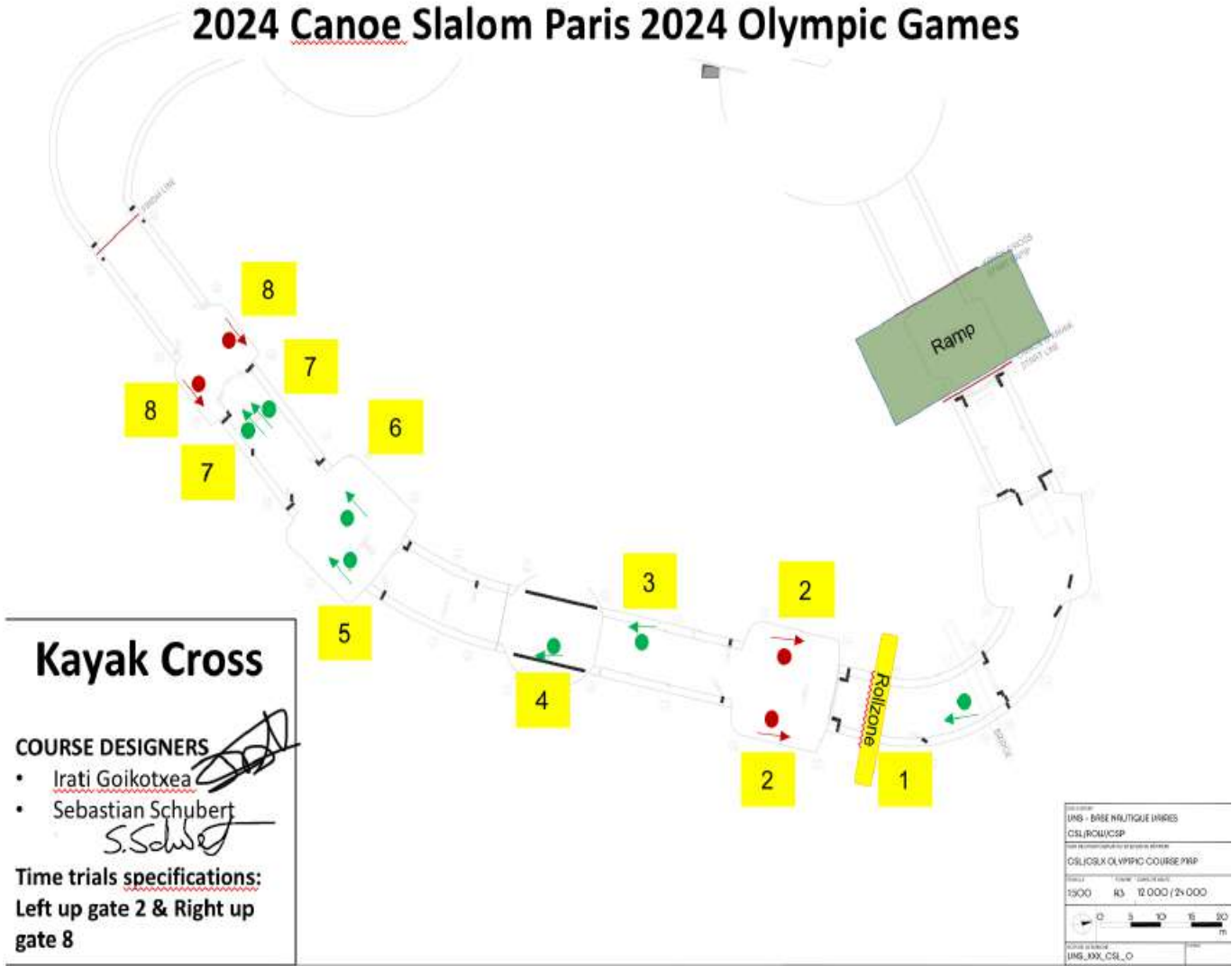
Rank	Name	NOC Code	Race Rank	Qualification Phase Rank	Time Trial		
					Time	Behind	Remarks
QUALIFICATION PHASE							
33	SOUDI Mathis	MAR	RE (3)	33	70.53	+4.45	
34	BENUS Matej	SVK	RE (3)	34	73.54	+7.46	
35	OTTEN Joris	NED	RE (3)	35	75.95	+9.87	
36	REZANEJAD Amir	EOR	RE (3)	36	79.15	+13.07	
37	EICHFELD Casey	USA	RE (3)	37	81.13	+15.05	
38	BARAT Andy	COM	RE (4)	38	76.95	+10.87	

Legend:	FLT (n) Fault (gate number)	H Heat	QF Quarterfinal	RE Repechage
----------------	------------------------------------	---------------	------------------------	---------------------



Course Map
 Plan du parcours
 As of THU 25 JUL 2024

2024 Canoe Slalom Paris 2024 Olympic Games





Brackets

Tableau d'élimination

Heats - 4 AUG 16:45			
Rk	Bib	Name	NOC Remarks

Heat 1 16:45			
1	1	R PRIGENT C	FRA
2	17	B BOUZIDI CD	ALG
3	32	Y BETTERIDGE L	CAN
4	16	G MINTALOVA E	SVK FLT (8)

Heat 2 16:50			
1	9	G LILIK E	GER
2	24	B HORN S	ITA
3	25	Y ZWOLINSKA K	POL
4	8	R GALUSKOVA A	CZE FLT (R)

Heat 3 16:55			
1	5	R FOX N	AUS
2	28	Y CHOURRAUT M	ESP
3	21	B WEGMAN M	NED
4	12	G FOX J	AUS

Heat 4 17:00			
1	13	G JONES L	NZL
2	4	R FUNK R	GER
3	20	B BERTONCELLI M	ITA
4	29	Y CHANG CH	TPE FLT (R)

Heat 5 17:05			
1	3	R LEIBFARTH E	USA
2	19	B MARX A	SUI
3	14	G TERCELJ E	SLO
4	30	Y WOLFFHARDT V	AUT

Heat 6 17:10			
1	11	G WOODS K	GBR
2	6	R DORIA VILARRUBLA	AND
3	27	Y FISEROVA T	CZE
4	22	B REINOSO S	MEX

Heat 7 17:15			
1	7	R HUG A	FRA
2	23	B SATILA A	BRA
3	10	G LAZKANO M	ESP
4	26	Y HOCEVAR EA	SLO FLT (6)

Heat 8 17:20			
1	2	R FRANKLIN M	GBR
2	18	B US V	UKR
3	15	G TEUNISSEN L	NED
4	31	Y CORCORAN M	IRL

Quarterfinal - 5 AUG 15:30			
Forerunners - 15:10			
Rk	Bib	Name	NOC Remarks

Quarterfinal 1 15:30			
1	9	G LILIK E	GER
2	17	B BOUZIDI CD	ALG
3	1	R PRIGENT C	FRA
4	24	Y HORN S	ITA

Quarterfinal 2 15:35			
1	5	R FOX N	AUS
2	13	G JONES L	NZL
3	28	Y CHOURRAUT M	ESP
4	4	B FUNK R	GER FLT (5)

Quarterfinal 3 15:40			
1	11	G WOODS K	GBR
2	19	Y MARX A	SUI
3	3	R LEIBFARTH E	USA
4	6	B DORIA VILARRUBLA	AND FLT (2)

Quarterfinal 4 15:45			
1	7	G HUG A	FRA
2	23	Y SATILA A	BRA
3	18	B US V	UKR
4	2	R FRANKLIN M	GBR FLT (R)

Semifinal - 5 AUG 16:15			
Rk	Bib	Name	NOC Remarks

Semifinal 1 16:15			
1	5	R FOX N	AUS
2	9	G LILIK E	GER
3	17	Y BOUZIDI CD	ALG FLT (6)
4	13	B JONES L	NZL FLT (5)

Semifinal 2 16:20			
1	11	G WOODS K	GBR
2	7	R HUG A	FRA
3	23	Y SATILA A	BRA
4	19	B MARX A	SUI

Final - 5 AUG 16:43			
Rk	Bib	Name	NOC Remarks

Small Final 16:43			
1	13	B JONES L	NZL
2	19	Y MARX A	SUI
3	17	R BOUZIDI CD	ALG
4	23	G SATILA A	BRA

Final 16:55			
1	5	R FOX N	AUS
2	7	B HUG A	FRA
3	11	G WOODS K	GBR
4	9	Y LILIK E	GER FLT (2)

Ranking Summary			
Gold	FOX Noemie	AUS	
Silver	HUG Angele	FRA	
Bronze	WOODS Kimberley	GBR	
	4 LILIK Elena	GER	
	5 JONES Luuka	NZL	
	6 MARX Alena	SUI	
	7 BOUZIDI Carole Diana	ALG	
	8 SATILA Ana	BRA	

Progression System: The first two ranked athletes of each Heat and Quarterfinal proceed to the next phase. The first two ranked athletes of each Semifinal proceed to the Final. The 3rd and 4th ranked athletes of each Semifinal proceed to the Small Final.

Legend:	B Blue	Y Yellow	FLT (n) Fault (gate number)	FLT (R) Fault (boat roll)	G Green	R Red	Rk Rank
----------------	---------------	-----------------	------------------------------------	----------------------------------	----------------	--------------	----------------



Phase Summary
Résumé de la phase

Time Trial - 2 AUG 16:40					
Rk	Bib	Name	NOC	Time	Remarks
1	4	PRIGENT C	FRA	70.33	R1
2	3	FOX J	AUS	70.84	R1
3	21	FRANKLIN M	GBR	71.85	R1
4	15	JONES L	NZL	72.10	R1
5	12	SATILA A	BRA	72.64	R1
6	19	LEIBFARTH E	USA	72.66	R1
7	5	FUNK R	GER	72.89	R1
8	10	FOX N	AUS	73.09	R1
9	6	DORIA VILARRUBLA	AND	73.15	R1
10	8	HUG A	FRA	73.27	R1
11	31	GALUSKOVA A	CZE	73.75	R1
12	2	TERCELJ E	SLO	74.00	R1
13	16	LILIK E	GER	74.19	R1
14	27	TEUNISSEN L	NED	74.24	R1
15	22	LAZKANO M	ESP	74.77	R1
16	1	WOODS K	GBR	74.98	R1
17	7	HORN S	ITA	75.19	R1
18	18	ZWOLINSKA K	POL	75.19	R1
19	9	CHOURRAUT M	ESP	75.23	R1
20	13	MINTALOVA E	SVK	75.26	R1
21	29	HOCEVAR EA	SLO	76.48	R1
22	30	KUHNLE C	AUT	76.55	R1
23	36	CHANG CH	TPE	76.58	R1
24	24	BOUZIDI CD	ALG	76.68	R1
25	37	LI S	CHN	77.40	R1
26	14	US V	UKR	78.18	R1
27	11	MARX A	SUI	78.29	R1
28	35	BERTONCELLI M	ITA	78.38	R1
29	23	WEGMAN M	NED	78.64	R1
30	17	PANKOVA Z	SVK	79.36	R1
31	32	YAZAWA A	JPN	79.96	R1
32	25	WOLFFHARDT V	AUT	80.83	R1
33	20	FISEROVA T	CZE	81.17	R1
34	28	REINOSO S	MEX	82.99	R1
35	33	CORCORAN M	IRL	83.49	R1
36	34	OKAZAKI H	JPN	84.16	R1
37	26	BETTERIDGE L	CAN	79.76	FLT (R) R1

Round 1 - 3 AUG 15:30				
Forerunners 15:10				
Rk	Bib	Name	NOC	Remarks
Race 1 15:30				
1	1	PRIGENT C	FRA	H
2	12	TERCELJ E	SLO	H
3	33	FISEROVA T	CZE	FLT (8) RE
Race 2 15:35				
1	13	LILIK E	GER	H
2	2	FOX J	AUS	H
3	32	WOLFFHARDT V	AUT	RE
Race 3 15:40				
1	3	FRANKLIN M	GBR	H
2	14	TEUNISSEN L	NED	H
3	31	YAZAWA A	JPN	FLT (4) RE
Race 4 15:45				
1	15	LAZKANO M	ESP	H
2	4	JONES L	NZL	H
3	30	PANKOVA Z	SVK	RE
Race 5 15:50				
1	16	WOODS K	GBR	H
2	29	WEGMAN M	NED	H
3	5	SATILA A	BRA	FLT (8) RE
Race 6 15:55				
1	6	LEIBFARTH E	USA	H
2	28	BERTONCELLI M	ITA	H
3	17	HORN S	ITA	FLT (2) RE
Race 7 16:00				
1	7	FUNK R	GER	H
2	27	MARX A	SUI	H
3	18	ZWOLINSKA K	POL	RE
Race 8 16:05				
1	8	FOX N	AUS	H
2	26	US V	UKR	H
3	19	CHOURRAUT M	ESP	RE
4	37	BETTERIDGE L	CAN	FLT (4) RE
Race 9 16:10				
1	9	DORIA VILARRUBLA	AND	H
2	20	MINTALOVA E	SVK	H
3	25	LI S	CHN	RE
4	36	OKAZAKI H	JPN	FLT (1) RE
Race 10 16:15				
1	10	HUG A	FRA	H
2	24	BOUZIDI CD	ALG	H
3	21	HOCEVAR EA	SLO	FLT (6) RE
4	35	CORCORAN M	IRL	FLT (6) RE
Race 11 16:20				
1	11	GALUSKOVA A	CZE	H
2	34	REINOSO S	MEX	H
3	23	CHANG CH	TPE	RE
4	22	KUHNLE C	AUT	FLT (R,2,3) RE

Repechage - 3 AUG 18:05				
Rk	Bib	Name	NOC	Remarks
Race 1 18:05				
1	5	SATILA A	BRA	H
2	37	BETTERIDGE L	CAN	H
3	22	KUHNLE C	AUT	
Race 2 18:10				
1	17	HORN S	ITA	H
2	23	CHANG CH	TPE	H
3	36	OKAZAKI H	JPN	
Race 3 18:15				
1	18	ZWOLINSKA K	POL	H
2	35	CORCORAN M	IRL	H
3	25	LI S	CHN	FLT (8) RE
Race 4 18:20				
1	33	FISEROVA T	CZE	H
2	19	CHOURRAUT M	ESP	H
3	30	PANKOVA Z	SVK	
Race 5 18:25				
1	21	HOCEVAR EA	SLO	H
2	32	WOLFFHARDT V	AUT	H
3	31	YAZAWA A	JPN	

Progression System: The first 2 athletes of each race in Round 1 proceed to Heats, remaining athletes proceed to Repechage. The first 2 athletes of each race in Repechage proceed to Heats, remaining athletes are eliminated.



Phase Summary

Résumé de la phase

Qualification Phase Ranking

Rank	Name	NOC	
1	PRIGENT Camille	FRA	H
2	FRANKLIN Mallory	GBR	H
3	LEIBFARTH Evy	USA	H
4	FUNK Ricarda	GER	H
5	FOX Noemie	AUS	H
6	DORIA VILARRUBLA Monica	AND	H
7	HUG Angele	FRA	H
8	GALUSKOVA Antonie	CZE	H
9	LILIK Elena	GER	H
10	LAZKANO Miren	ESP	H
11	WOODS Kimberley	GBR	H
12	FOX Jessica	AUS	H
13	JONES Luuka	NZL	H
14	TERCELJ Eva	SLO	H
15	TEUNISSEN Lena	NED	H
16	MINTALOVA Eliska	SVK	H
17	BOUZIDI Carole Diana	ALG	H
18	US Viktoriia	UKR	H
19	MARX Alena	SUI	H
20	BERTONCELLI Marta	ITA	H
21	WEGMAN Martina	NED	H
22	REINOSO Sofia	MEX	H
23	SATILA Ana	BRA	H
24	HORN Stefanie	ITA	H
25	ZWOLINSKA Klaudia	POL	H
26	HOCEVAR Eva Alina	SLO	H
27	FISEROVA Tereza	CZE	H
28	CHOURRAUT Maialen	ESP	H
29	CHANG Chu-Han	TPE	H
30	WOLFFHARDT Viktoria	AUT	H
31	CORCORAN Madison	IRL	H
32	BETTERIDGE Lois	CAN	H
33	KUHNLE Corinna	AUT	
34	LI Shiting	CHN	
35	PANKOVA Zuzana	SVK	
36	YAZAWA Aki	JPN	
37	OKAZAKI Haruka	JPN	

Legend:

B Blue
G Green
R1 Qualified for Round 1
Y Yellow

FLT (n) Fault (gate number)
H Qualified for Heats
RE Qualified for Repechages

FLT (R) Fault (boat roll)
R Red
Rk Rank



Race Analysis
Analyse de la course

Start Time: 16:40

Rank	Bib No.	Name	NOC Code	Start	1	Roll	2	3	4	5	6	7	8	Time	Remarks
1	4	PRIGENT Camille	FRA	-	-	-	-	-	-	-	-	-	-	70.33	R1
2	3	FOX Jessica	AUS	-	-	-	-	-	-	-	-	-	-	70.84	R1
3	21	FRANKLIN Mallory	GBR	-	-	-	-	-	-	-	-	-	-	71.85	R1
4	15	JONES Luuka	NZL	-	-	-	-	-	-	-	-	-	-	72.10	R1
5	12	SATILA Ana	BRA	-	-	-	-	-	-	-	-	-	-	72.64	R1
6	19	LEIBFARTH Evy	USA	-	-	-	-	-	-	-	-	-	-	72.66	R1
7	5	FUNK Ricarda	GER	-	-	-	-	-	-	-	-	-	-	72.89	R1
8	10	FOX Noemie	AUS	-	-	-	-	-	-	-	-	-	-	73.09	R1
9	6	DORIA VILARRUBLA Monica	AND	-	-	-	-	-	-	-	-	-	-	73.15	R1
10	8	HUG Angele	FRA	-	-	-	-	-	-	-	-	-	-	73.27	R1
11	31	GALUSKOVA Antonie	CZE	-	-	-	-	-	-	-	-	-	-	73.75	R1
12	2	TERCELJ Eva	SLO	-	-	-	-	-	-	-	-	-	-	74.00	R1
13	16	LILIK Elena	GER	-	-	-	-	-	-	-	-	-	-	74.19	R1
14	27	TEUNISSEN Lena	NED	-	-	-	-	-	-	-	-	-	-	74.24	R1
15	22	LAZKANO Miren	ESP	-	-	-	-	-	-	-	-	-	-	74.77	R1
16	1	WOODS Kimberley	GBR	-	-	-	-	-	-	-	-	-	-	74.98	R1
17	7	HORN Stefanie	ITA	-	-	-	-	-	-	-	-	-	-	75.19	R1
18	18	ZWOLINSKA Klaudia	POL	-	-	-	-	-	-	-	-	-	-	75.19	R1
19	9	CHOURRAUT Maialen	ESP	-	-	-	-	-	-	-	-	-	-	75.23	R1
20	13	MINTALOVA Eliska	SVK	-	-	-	-	-	-	-	-	-	-	75.26	R1
21	29	HOCEVAR Eva Alina	SLO	-	-	-	-	-	-	-	-	-	-	76.48	R1
22	30	KUHNLE Corinna	AUT	-	-	-	-	-	-	-	-	-	-	76.55	R1
23	36	CHANG Chu-Han	TPE	-	-	-	-	-	-	-	-	-	-	76.58	R1
24	24	BOUZIDI Carole Diana	ALG	-	-	-	-	-	-	-	-	-	-	76.68	R1
25	37	LI Shiting	CHN	-	-	-	-	-	-	-	-	-	-	77.40	R1
26	14	US Viktoriia	UKR	-	-	-	-	-	-	-	-	-	-	78.18	R1
27	11	MARX Alena	SUI	-	-	-	-	-	-	-	-	-	-	78.29	R1
28	35	BERTONCELLI Marta	ITA	-	-	-	-	-	-	-	-	-	-	78.38	R1
29	23	WEGMAN Martina	NED	-	-	-	-	-	-	-	-	-	-	78.64	R1
30	17	PANKOVA Zuzana	SVK	-	-	-	-	-	-	-	-	-	-	79.36	R1
31	32	YAZAWA Aki	JPN	-	-	-	-	-	-	-	-	-	-	79.96	R1
32	25	WOLFFHARDT Viktoria	AUT	-	-	-	-	-	-	-	-	-	-	80.83	R1



Race Analysis
Analyse de la course

33	20	FISEROVA Tereza	CZE	-	-	-	-	-	-	-	-	-	-	81.17		R1
34	28	REINOSO Sofia	MEX	-	-	-	-	-	-	-	-	-	-	82.99		R1
35	33	CORCORAN Madison	IRL	-	-	-	-	-	-	-	-	-	-	83.49		R1
36	34	OKAZAKI Haruka	JPN	-	-	-	-	-	-	-	-	-	-	84.16		R1
37	26	BETTERIDGE Lois	CAN	-	-	FLT	-	-	-	-	-	-	-	79.76	FLT (R)	R1

Progression System: All ranked athletes qualify to Round 1.

Legend:							
/	Upstream Gate	FLT (R)	Fault (boat roll)	No.	Number	R1	Qualified for Round 1



Race Analysis

Analyse de la course

Race 1 Start Time: 15:30

Rank	Bib No.	Name	NOC Code	Start	1	Roll	2	3	4	5	6	7	8	Finish Order	Remarks
1	1	PRIGENT Camille	FRA	-	-	-	-	-	-	-	-	-	-	1	H
2	12	TERCELJ Eva	SLO	-	-	-	-	-	-	-	-	-	-	2	H
3	33	FISEROVA Tereza	CZE	-	-	-	-	-	-	-	-	-	FLT	3	FLT (8) RE

Race 2 Start Time: 15:35

Rank	Bib No.	Name	NOC Code	Start	1	Roll	2	3	4	5	6	7	8	Finish Order	Remarks
1	13	LILIK Elena	GER	-	-	-	-	-	-	-	-	-	-	1	H
2	2	FOX Jessica	AUS	-	-	-	-	-	-	-	-	-	-	2	H
3	32	WOLFFHARDT Viktoria	AUT	-	-	-	-	-	-	-	-	-	-	3	RE

Race 3 Start Time: 15:40

Rank	Bib No.	Name	NOC Code	Start	1	Roll	2	3	4	5	6	7	8	Finish Order	Remarks
1	3	FRANKLIN Mallory	GBR	-	-	-	-	-	-	-	-	-	-	1	H
2	14	TEUNISSEN Lena	NED	-	-	-	-	-	-	-	-	-	-	3	H
3	31	YAZAWA Aki	JPN	-	-	-	-	-	FLT	-	-	-	-	2	FLT (4) RE

Race 4 Start Time: 15:45

Rank	Bib No.	Name	NOC Code	Start	1	Roll	2	3	4	5	6	7	8	Finish Order	Remarks
1	15	LAZKANO Miren	ESP	-	-	-	-	-	-	-	-	-	-	1	H
2	4	JONES Luuka	NZL	-	-	-	-	-	-	-	-	-	-	2	H
3	30	PANKOVA Zuzana	SVK	-	-	-	-	-	-	-	-	-	-	3	RE

Race 5 Start Time: 15:50

Rank	Bib No.	Name	NOC Code	Start	1	Roll	2	3	4	5	6	7	8	Finish Order	Remarks
1	16	WOODS Kimberley	GBR	-	-	-	-	-	-	-	-	-	-	1	H
2	29	WEGMAN Martina	NED	-	-	-	-	-	-	-	-	-	-	2	H
3	5	SATILA Ana	BRA	-	-	-	-	-	-	-	-	-	FLT	3	FLT (8) RE

Race 6 Start Time: 15:55

Rank	Bib No.	Name	NOC Code	Start	1	Roll	2	3	4	5	6	7	8	Finish Order	Remarks
1	6	LEIBFARTH Evy	USA	-	-	-	-	-	-	-	-	-	-	1	H
2	28	BERTONCELLI Marta	ITA	-	-	-	-	-	-	-	-	-	-	3	H
3	17	HORN Stefanie	ITA	-	-	-	FLT	-	-	-	-	-	-	2	FLT (2) RE



Race Analysis
Analyse de la course

Race 7 Start Time: 16:00

Rank	Bib No.	Name	NOC Code	Start	1	Roll	2	3	4	5	6	7	8	Finish Order	Remarks
1	7	FUNK Ricarda	GER	-	-	-	-	-	-	-	-	-	-	1	H
2	27	MARX Alena	SUI	-	-	-	-	-	-	-	-	-	-	2	H
3	18	ZWOLINSKA Klaudia	POL	-	-	-	-	-	-	-	-	-	-	3	RE

Race 8 Start Time: 16:05

Rank	Bib No.	Name	NOC Code	Start	1	Roll	2	3	4	5	6	7	8	Finish Order	Remarks
1	8	FOX Noemie	AUS	-	-	-	-	-	-	-	-	-	-	1	H
2	26	US Viktoriia	UKR	-	-	-	-	-	-	-	-	-	-	2	H
3	19	CHOURRAUT Maialen	ESP	-	-	-	-	-	-	-	-	-	-	4	RE
4	37	BETTERIDGE Lois	CAN	-	-	-	-	-	FLT	-	-	-	-	3	FLT (4) RE

Race 9 Start Time: 16:10

Rank	Bib No.	Name	NOC Code	Start	1	Roll	2	3	4	5	6	7	8	Finish Order	Remarks
1	9	DORIA VILARRUBLA Monica	AND	-	-	-	-	-	-	-	-	-	-	1	H
2	20	MINTALOVA Eliska	SVK	-	-	-	-	-	-	-	-	-	-	2	H
3	25	LI Shiting	CHN	-	-	-	-	-	-	-	-	-	-	4	RE
4	36	OKAZAKI Haruka	JPN	-	FLT	-	-	-	-	-	-	-	-	3	FLT (1) RE

Race 10 Start Time: 16:15

Rank	Bib No.	Name	NOC Code	Start	1	Roll	2	3	4	5	6	7	8	Finish Order	Remarks
1	10	HUG Angele	FRA	-	-	-	-	-	-	-	-	-	-	1	H
2	24	BOUZIDI Carole Diana	ALG	-	-	-	-	-	-	-	-	-	-	2	H
3	21	HOCEVAR Eva Alina	SLO	-	-	-	-	-	-	-	FLT	-	-	3	FLT (6) RE
4	35	CORCORAN Madison	IRL	-	-	-	-	-	-	-	FLT	-	-	4	FLT (6) RE

Race 11 Start Time: 16:20

Rank	Bib No.	Name	NOC Code	Start	1	Roll	2	3	4	5	6	7	8	Finish Order	Remarks
1	11	GALUSKOVA Antonie	CZE	-	-	-	-	-	-	-	-	-	-	1	H
2	34	REINOSO Sofia	MEX	-	-	-	-	-	-	-	-	-	-	3	H
3	23	CHANG Chu-Han	TPE	-	-	-	-	-	-	-	-	-	-	4	RE
4	22	KUHNLE Corinna	AUT	-	-	FLT	FLT	FLT	-	-	-	-	-	2	FLT (R,2,3) RE

Progression System: First 2 in each race qualify to the Heats. Remainder to Repechage.

Legend:

/ Upstream Gate
No. Number
FLT (n) Fault (gate number)
RE Qualified for Repechages
FLT (R) Fault (boat roll)
H Qualified for Heats



Race Analysis
Analyse de la course

Race 1 Start Time: 18:05

Rank	Bib No.	Name	NOC Code	Start	1	Roll	2	3	4	5	6	7	8	Finish Order	Remarks
1	5	SATILA Ana	BRA	-	-	-	-	-	-	-	-	-	-	1	H
2	37	BETTERIDGE Lois	CAN	-	-	-	-	-	-	-	-	-	-	2	H
3	22	KUHNLE Corinna	AUT	-	-	-	-	-	-	-	-	-	-	3	

Race 2 Start Time: 18:10

Rank	Bib No.	Name	NOC Code	Start	1	Roll	2	3	4	5	6	7	8	Finish Order	Remarks
1	17	HORN Stefanie	ITA	-	-	-	-	-	-	-	-	-	-	1	H
2	23	CHANG Chu-Han	TPE	-	-	-	-	-	-	-	-	-	-	2	H
3	36	OKAZAKI Haruka	JPN	-	-	-	-	-	-	-	-	-	-	3	

Race 3 Start Time: 18:15

Rank	Bib No.	Name	NOC Code	Start	1	Roll	2	3	4	5	6	7	8	Finish Order	Remarks
1	18	ZWOLINSKA Klaudia	POL	-	-	-	-	-	-	-	-	-	-	1	H
2	35	CORCORAN Madison	IRL	-	-	-	-	-	-	-	-	-	-	3	H
3	25	LI Shiting	CHN	-	-	-	-	-	-	-	-	-	FLT	2	FLT (8)

Race 4 Start Time: 18:20

Rank	Bib No.	Name	NOC Code	Start	1	Roll	2	3	4	5	6	7	8	Finish Order	Remarks
1	33	FISEROVA Tereza	CZE	-	-	-	-	-	-	-	-	-	-	1	H
2	19	CHOURRAUT Maialen	ESP	-	-	-	-	-	-	-	-	-	-	2	H
3	30	PANKOVA Zuzana	SVK	-	-	-	-	-	-	-	-	-	-	3	

Race 5 Start Time: 18:25

Rank	Bib No.	Name	NOC Code	Start	1	Roll	2	3	4	5	6	7	8	Finish Order	Remarks
1	21	HOCEVAR Eva Alina	SLO	-	-	-	-	-	-	-	-	-	-	1	H
2	32	WOLFFHARDT Viktoria	AUT	-	-	-	-	-	-	-	-	-	-	2	H
3	31	YAZAWA Aki	JPN	-	-	-	-	-	-	-	-	-	-	3	

Progression System: First 2 in each race qualify to the Heats. Remainder are eliminated.

Legend:

/ Upstream Gate FLT (n) Fault (gate number) H Qualified for Heats No. Number



Race Analysis

Analyse de la course

Heat 1 Start Time: 16:45

Rank	Bib No.	Name	NOC Code	Start	1	Roll	2	3	4	5	6	7	8	Finish Order	Remarks
1	1	PRIGENT Camille	FRA	-	-	-	-	-	-	-	-	-	-	1	QF
2	17	BOUZIDI Carole Diana	ALG	-	-	-	-	-	-	-	-	-	-	2	QF
3	32	BETTERIDGE Lois	CAN	-	-	-	-	-	-	-	-	-	-	3	
4	16	MINTALOVA Eliska	SVK	-	-	-	-	-	-	-	-	-	FLT	4	FLT (8)

Heat 2 Start Time: 16:50

Rank	Bib No.	Name	NOC Code	Start	1	Roll	2	3	4	5	6	7	8	Finish Order	Remarks
1	9	LILIK Elena	GER	-	-	-	-	-	-	-	-	-	-	1	QF
2	24	HORN Stefanie	ITA	-	-	-	-	-	-	-	-	-	-	2	QF
3	25	ZWOLINSKA Klaudia	POL	-	-	-	-	-	-	-	-	-	-	4	
4	8	GALUSKOVA Antonie	CZE	-	-	FLT	-	-	-	-	-	-	-	3	FLT (R)

Heat 3 Start Time: 16:55

Rank	Bib No.	Name	NOC Code	Start	1	Roll	2	3	4	5	6	7	8	Finish Order	Remarks
1	5	FOX Noemie	AUS	-	-	-	-	-	-	-	-	-	-	1	QF
2	28	CHOURRAUT Maialen	ESP	-	-	-	-	-	-	-	-	-	-	2	QF
3	21	WEGMAN Martina	NED	-	-	-	-	-	-	-	-	-	-	3	
4	12	FOX Jessica	AUS	-	-	-	-	-	-	-	-	-	-	4	

Heat 4 Start Time: 17:00

Rank	Bib No.	Name	NOC Code	Start	1	Roll	2	3	4	5	6	7	8	Finish Order	Remarks
1	13	JONES Luuka	NZL	-	-	-	-	-	-	-	-	-	-	1	QF
2	4	FUNK Ricarda	GER	-	-	-	-	-	-	-	-	-	-	2	QF
3	20	BERTONCELLI Marta	ITA	-	-	-	-	-	-	-	-	-	-	3	
4	29	CHANG Chu-Han	TPE	-	-	FLT	-	-	-	-	-	-	-	4	FLT (R)

Heat 5 Start Time: 17:05

Rank	Bib No.	Name	NOC Code	Start	1	Roll	2	3	4	5	6	7	8	Finish Order	Remarks
1	3	LEIBFARTH Evy	USA	-	-	-	-	-	-	-	-	-	-	1	QF
2	19	MARX Alena	SUI	-	-	-	-	-	-	-	-	-	-	2	QF
3	14	TERCELJ Eva	SLO	-	-	-	-	-	-	-	-	-	-	3	
4	30	WOLFFHARDT Viktoria	AUT	-	-	-	-	-	-	-	-	-	-	4	



Race Analysis

Analyse de la course

Heat 6 Start Time: 17:10

Rank	Bib No.	Name	NOC Code	Start	1	Roll	2	3	4	5	6	7	8	Finish Order	Remarks
1	11	WOODS Kimberley	GBR	-	-	-	-	-	-	-	-	-	-	1	QF
2	6	DORIA VILARRUBLA Monica	AND	-	-	-	-	-	-	-	-	-	-	2	QF
3	27	FISEROVA Tereza	CZE	-	-	-	-	-	-	-	-	-	-	3	
4	22	REINOSO Sofia	MEX	-	-	-	-	-	-	-	-	-	-	4	

Heat 7 Start Time: 17:15

Rank	Bib No.	Name	NOC Code	Start	1	Roll	2	3	4	5	6	7	8	Finish Order	Remarks
1	7	HUG Angele	FRA	-	-	-	-	-	-	-	-	-	-	1	QF
2	23	SATILA Ana	BRA	-	-	-	-	-	-	-	-	-	-	2	QF
3	10	LAZKANO Miren	ESP	-	-	-	-	-	-	-	-	-	-	3	
4	26	HOCEVAR Eva Alina	SLO	-	-	-	-	-	-	-	FLT	-	-	4	FLT (6)

Heat 8 Start Time: 17:20

Rank	Bib No.	Name	NOC Code	Start	1	Roll	2	3	4	5	6	7	8	Finish Order	Remarks
1	2	FRANKLIN Mallory	GBR	-	-	-	-	-	-	-	-	-	-	1	QF
2	18	US Viktoriia	UKR	-	-	-	-	-	-	-	-	-	-	2	QF
3	15	TEUNISSEN Lena	NED	-	-	-	-	-	-	-	-	-	-	3	
4	31	CORCORAN Madison	IRL	-	-	-	-	-	-	-	-	-	-	4	

Progression System: First 2 in each heat qualify to the Quarterfinal. Remainder are eliminated.

Legend:

/ Upstream Gate FLT (n) Fault (gate number) FLT (R) Fault (boat roll) No. Number
 QF Qualified for Quarterfinals



Race Analysis

Analyse de la course

Quarterfinal 1 Start Time: 15:30

Rank	Bib No.	Name	NOC Code	Start	1	Roll	2	3	4	5	6	7	8	Finish Order	Remarks
1	9	LILIK Elena	GER	-	-	-	-	-	-	-	-	-	-	1	SF
2	17	BOUZIDI Carole Diana	ALG	-	-	-	-	-	-	-	-	-	-	2	SF
3	1	PRIGENT Camille	FRA	-	-	-	-	-	-	-	-	-	-	3	
4	24	HORN Stefanie	ITA	-	-	-	-	-	-	-	-	-	-	4	

Quarterfinal 2 Start Time: 15:35

Rank	Bib No.	Name	NOC Code	Start	1	Roll	2	3	4	5	6	7	8	Finish Order	Remarks
1	5	FOX Noemie	AUS	-	-	-	-	-	-	-	-	-	-	1	SF
2	13	JONES Luuka	NZL	-	-	-	-	-	-	-	-	-	-	2	SF
3	28	CHOURRAUT Maialen	ESP	-	-	-	-	-	-	-	-	-	-	4	
4	4	FUNK Ricarda	GER	-	-	-	-	-	-	FLT	-	-	-	3	FLT (5)

Quarterfinal 3 Start Time: 15:40

Rank	Bib No.	Name	NOC Code	Start	1	Roll	2	3	4	5	6	7	8	Finish Order	Remarks
1	11	WOODS Kimberley	GBR	-	-	-	-	-	-	-	-	-	-	1	SF
2	19	MARX Alena	SUI	-	-	-	-	-	-	-	-	-	-	2	SF
3	3	LEIBFARTH Evy	USA	-	-	-	-	-	-	-	-	-	-	3	
4	6	DORIA VILARRUBLA Monica	AND	-	-	-	FLT	-	-	-	-	-	-	4	FLT (2)

Quarterfinal 4 Start Time: 15:45

Rank	Bib No.	Name	NOC Code	Start	1	Roll	2	3	4	5	6	7	8	Finish Order	Remarks
1	7	HUG Angele	FRA	-	-	-	-	-	-	-	-	-	-	1	SF
2	23	SATILA Ana	BRA	-	-	-	-	-	-	-	-	-	-	3	SF
3	18	US Viktoriia	UKR	-	-	-	-	-	-	-	-	-	-	4	
4	2	FRANKLIN Mallory	GBR	-	-	FLT	-	-	-	-	-	-	-	2	FLT (R)

Progression System: First 2 in each heat qualify to the Semifinal. Remainder are eliminated.

Legend:

/ Upstream Gate FLT (n) Fault (gate number) FLT (R) Fault (boat roll) No. Number
SF Qualified for Semifinals



Race Analysis

Analyse de la course

Semifinal 1 Start Time: 16:15

Rank	Bib No.	Name	NOC Code	Start	1	Roll	2	3	4	5	6	7	8	Finish Order	Remarks
1	5	FOX Noemie	AUS	-	-	-	-	-	-	-	-	-	-	1	F
2	9	LILIK Elena	GER	-	-	-	-	-	-	-	-	-	-	4	F
3	17	BOUZIDI Carole Diana	ALG	-	-	-	-	-	-	-	FLT	-	-	3	FLT (6) SM
4	13	JONES Luuka	NZL	-	-	-	-	-	-	-	FLT	-	-	2	FLT (5) SM

Semifinal 2 Start Time: 16:20

Rank	Bib No.	Name	NOC Code	Start	1	Roll	2	3	4	5	6	7	8	Finish Order	Remarks
1	11	WOODS Kimberley	GBR	-	-	-	-	-	-	-	-	-	-	1	F
2	7	HUG Angele	FRA	-	-	-	-	-	-	-	-	-	-	2	F
3	23	SATILA Ana	BRA	-	-	-	-	-	-	-	-	-	-	3	SM
4	19	MARX Alena	SUI	-	-	-	-	-	-	-	-	-	-	4	SM

Progression System: First 2 in each heat qualify to the Final. Remainder to Small Final.

Legend:

/ Upstream Gate F Qualified for Final FLT (n) Fault (gate number) No. Number
SM Qualified for Small Final



Race Analysis
Analyse de la course

Final Start Time: 16:55

Rank	Bib No.	Name	NOC Code	Start	1	Roll	2	3	4	5	6	7	8	Finish Order	Remarks
1	5	FOX Noemie	AUS	-	-	-	-	-	-	-	-	-	-	1	
2	7	HUG Angele	FRA	-	-	-	-	-	-	-	-	-	-	2	
3	11	WOODS Kimberley	GBR	-	-	-	-	-	-	-	-	-	-	4	
4	9	LILIK Elena	GER	-	-	-	FLT	-	-	-	-	-	-	3	FLT (2)

Small Final Start Time: 16:43

Rank	Bib No.	Name	NOC Code	Start	1	Roll	2	3	4	5	6	7	8	Finish Order	Remarks
1	13	JONES Luuka	NZL	-	-	-	-	-	-	-	-	-	-	1	
2	19	MARX Alena	SUI	-	-	-	-	-	-	-	-	-	-	2	
3	17	BOUZIDI Carole Diana	ALG	-	-	-	-	-	-	-	-	-	-	3	
4	23	SATILA Ana	BRA	-	-	-	-	-	-	-	-	-	-	4	

Legend:

/ Upstream Gate FLT (n) Fault (gate number) No. Number



Event Summary
Résumé de l'épreuve

Rank	Name	NOC Code	Race Rank	Qualification Phase Rank	Time Trial		
					Time	Behind	Remarks
FINAL							
1	FOX Noemie	AUS	1				
2	HUG Angele	FRA	2				
3	WOODS Kimberley	GBR	3				
4	LILIK Elena	GER	4				
SMALL FINAL							
5	JONES Luuka	NZL	1				
6	MARX Alena	SUI	2				
7	BOUZIDI Carole Diana	ALG	3				
8	SATILA Ana	BRA	4				
QUARTERFINAL							
9	PRIGENT Camille	FRA	QF1 (3)	1	70.33		
10	LEIBFARTH Evy	USA	QF3 (3)	3	72.66	+2.33	
11	US Viktoriia	UKR	QF4 (3)	18	78.18	+7.85	
12	CHOURRAUT Maialen	ESP	QF2 (3)	28	75.23	+4.90	
13	FRANKLIN Mallory	GBR	QF4 (4)	2	71.85	+1.52	
14	FUNK Ricarda	GER	QF2 (4)	4	72.89	+2.56	
15	DORIA VILARRUBLA Monica	AND	QF3 (4)	6	73.15	+2.82	
16	HORN Stefanie	ITA	QF1 (4)	24	75.19	+4.86	
HEATS							
17	LAZKANO Miren	ESP	H7 (3)	10	74.77	+4.44	
18	TERCELJ Eva	SLO	H5 (3)	14	74.00	+3.67	
19	TEUNISSEN Lena	NED	H8 (3)	15	74.24	+3.91	
20	BERTONCELLI Marta	ITA	H4 (3)	20	78.38	+8.05	
21	WEGMAN Martina	NED	H3 (3)	21	78.64	+8.31	
22	ZWOLINSKA Klaudia	POL	H2 (3)	25	75.19	+4.86	
23	FISEROVA Tereza	CZE	H6 (3)	27	81.17	+10.84	
24	BETTERIDGE Lois	CAN	H1 (3)	32	79.76	+9.43	FLT (R)
25	GALUSKOVA Antonie	CZE	H2 (4)	8	73.75	+3.42	
26	FOX Jessica	AUS	H3 (4)	12	70.84	+0.51	
27	MINTALOVA Eliska	SVK	H1 (4)	16	75.26	+4.93	
28	REINOSO Sofia	MEX	H6 (4)	22	82.99	+12.66	
29	HOCEVAR Eva Alina	SLO	H7 (4)	26	76.48	+6.15	
30	CHANG Chu-Han	TPE	H4 (4)	29	76.58	+6.25	
31	WOLFFHARDT Viktoria	AUT	H5 (4)	30	80.83	+10.50	
32	CORCORAN Madison	IRL	H8 (4)	31	83.49	+13.16	



Event Summary

Résumé de l'épreuve

Rank	Name	NOC Code	Race Rank	Qualification Phase Rank	Time Trial		
					Time	Behind	Remarks
QUALIFICATION PHASE							
33	KUHNLE Corinna	AUT	RE (3)	33	76.55	+6.22	
34	LI Shiting	CHN	RE (3)	34	77.40	+7.07	
35	PANKOVA Zuzana	SVK	RE (3)	35	79.36	+9.03	
36	YAZAWA Aki	JPN	RE (3)	36	79.96	+9.63	
37	OKAZAKI Haruka	JPN	RE (3)	37	84.16	+13.83	

Legend:

FLT (n) Fault (gate number)
RE Repechage

FLT (R) Fault (boat roll)

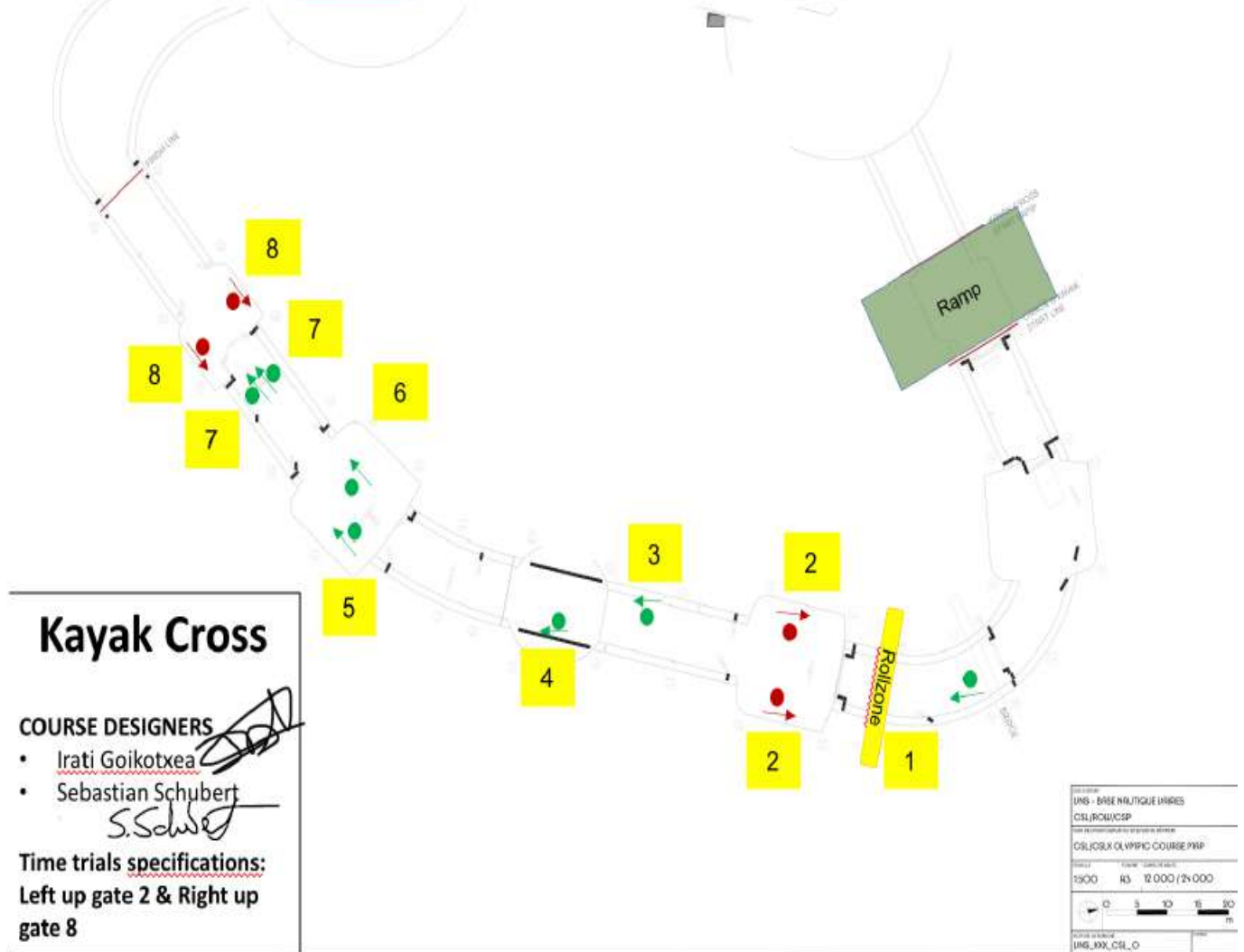
H Heat

QF Quarterfinal



Course Map
 Plan du parcours
 As of THU 25 JUL 2024

2024 Canoe Slalom Paris 2024 Olympic Games





Competition Summary

Résumé de la compétition

As of MON 5 AUG 2024

Canoe Slalom											
Men's Kayak Single			Women's Kayak Single			Men's Canoe Single			Women's Canoe Single		
Rank	NOC Code	Name	Rank	NOC Code	Name	Rank	NOC Code	Name	Rank	NOC Code	Name
FINAL											
1	ITA	DE GENNARO Giovanni	1	AUS	FOX Jessica	1	FRA	GESTIN Nicolas	1	AUS	FOX Jessica
2	FRA	CASTRYCK Titouan	2	POL	ZWOLINSKA Klaudia	2	GBR	BURGESS Adam	2	GER	LILIK Elena
3	ESP	ECHANIZ Pau	3	GBR	WOODS Kimberley	3	SVK	BENUS Matej	3	USA	LEIBFARTH Evy
4	SUI	DOUGOUD Martin	4	BRA	SATILA Ana	4	GER	TASIADIS Sideris	4	SVK	PANKOVA Zuzana
5	GBR	CLARKE Joseph	5	ITA	HORN Stefanie	5	ESP	TRAVE Miquel	5	BRA	SATILA Ana
6	SVK	GRIGAR Jakub	6	FRA	PRIGENT Camille	6	CZE	ROHAN Lukas	6	AND	DORIA VILARRUBLA
7	AUS	ANDERSON Timothy	7	SLO	TERCELJ Eva	7	IRL	JEGOU Liam	7	CZE	SATKOVA Gabriela
8	CZE	PRSKAVEC Jiri	8	NZL	JONES Luuka	8	CRO	MARINIC Matija	8	SUI	MARX Alena
9	GER	HEGGE Noah	9	SVK	MINTALOVA Eliska	9	AUS	CARTER Tristan	9	SLO	HOCEVAR Eva Alina
10	AUT	OSCHMAUTZ Felix	10	AUT	KUHNLE Corinna	10	POL	HEDWIG Grzegorz	10	ESP	LAZKANO Miren
11	CHN	QUAN Xin	11	GER	FUNK Ricarda	11	SLO	SAVSEK Benjamin	11	UKR	US Viktoriia
12	SWE	OHRSTROM Isak	12	ESP	CHOURRAUT Maialen	12	SEN	BOURHIS Yves	12	GBR	FRANKLIN Mallory
SEMIFINAL											
13	POL	POLACZYK Mateusz	13	NED	WEGMAN Martina	13	JPN	HANEDA Takuya	13	FRA	DELASSUS Marjorie
14	JPN	TANAKA Yuuki	14	ALG	BOUZIDI Carole Diana	14	ITA	IVALDI Raffaello	14	AUT	WOLFFHARDT Viktoria
15	IRL	HENDRICK Noel	15	USA	LEIBFARTH Evy	15	CAN	BALDONI Alex	15	CHN	HUANG Juan
16	MAR	SOUDI Mathis	16	CHN	LI Shiting	16	USA	EICHFELD Casey	16	NED	TEUNISSEN Lena
17	TUN	JEMAI Salim	17	JPN	YAZAWA Aki				17	POL	ZWOLINSKA Klaudia
18	SLO	KAUZER Peter	18	UKR	US Viktoriia				18	ITA	BERTONCELLI Marta
19	NZL	BUTCHER Finn	19	SUI	MARX Alena						
20	BRA	GONCALVES Pedro	20	CAN	BETTERIDGE Lois						
			21	CZE	GALUSKOVA Antonie						
			22	AND	DORIA VILARRUBLA						



Competition Summary

Résumé de la compétition

Men's Kayak Single			Women's Kayak Single			Men's Canoe Single			Women's Canoe Single		
HEATS											
21	CAN	BALDONI Alex	23	TPE	CHANG Chu-Han	17	NED	OTTEN Joris	19	CAN	BETTERIDGE Lois
22	SEN	BOURHIS Yves	24	IRL	CORCORAN Madison	18	BRA	GONCALVES Pedro	20	JPN	OKAZAKI Haruka
23	TPE	WU Shao-Hsuan	25	MEX	REINOSO Sofia	19	EOR	REZANEJAD Amir	21	IRL	CORCORAN Michaela
24	COM	BARAT Andy				20	TUN	JEMAI Salim			



Competition Summary

Résumé de la compétition

Kayak Cross

Men's Kayak Cross			Women's Kayak Cross		
Rank	NOC Code	Name	Rank	NOC Code	Name

FINAL

1	NZL	BUTCHER Finn	1	AUS	FOX Noemie
2	GBR	CLARKE Joseph	2	FRA	HUG Angele
3	GER	HEGGE Noah	3	GBR	WOODS Kimberley
4	CZE	ROHAN Lukas	4	GER	LILIK Elena
5	SUI	DOUGOUD Martin	5	NZL	JONES Luuka
6	SVK	GRIGAR Jakub	6	SUI	MARX Alena
7	FRA	NEVEU Boris	7	ALG	BOUZIDI Carole Diana
8	POL	POLACZYK Mateusz	8	BRA	SATILA Ana

QUARTERFINAL

9	FRA	CASTRYCK Titouan	9	FRA	PRIGENT Camille
10	AUS	ANDERSON Timothy	10	USA	LEIBFARTH Evy
11	CZE	PRSKAVEC Jiri	11	UKR	US Viktoriia
12	SLO	SAVSEK Benjamin	12	ESP	CHOURRAUT Maialen
13	ITA	de GENNARO Giovanni	13	GBR	FRANKLIN Mallory
14	ESP	OCHOA Manuel	14	GER	FUNK Ricarda
15	AUS	CARTER Tristan	15	AND	DORIA VILARRUBLA Monica
16	POL	HEDWIG Grzegorz	16	ITA	HORN Stefanie

HEATS

17	AUT	OSCHMAUTZ Felix	17	ESP	LAZKANO Miren
18	TUN	JEMAI Salim	18	SLO	TERCELJ Eva
19	SEN	BOURHIS Yves	19	NED	TEUNISSEN Lena
20	JPN	TANAKA Yuuki	20	ITA	BERTONCELLI Marta
21	IRL	HENDRICK Noel	21	NED	WEGMAN Martina
22	IRL	JEGOU Liam	22	POL	ZWOLINSKA Klaudia
23	TPE	WU Shao-Hsuan	23	CZE	FISEROVA Tereza
24	SLO	KAUZER Peter	24	CAN	BETTERIDGE Lois
25	ESP	TRAVE Miquel	25	CZE	GALUSKOVA Antonie
26	CHN	QUAN Xin	26	AUS	FOX Jessica
27	BRA	GONCALVES Pedro	27	SVK	MINTALOVA Eliska
28	SWE	OHRSTROM Isak	28	MEX	REINOSO Sofia
29	CAN	BALDONI Alex	29	SLO	HOCEVAR Eva Alina
30	GER	HENGST Stefan	30	TPE	CHANG Chu-Han
31	GBR	BURGESS Adam	31	AUT	WOLFFHARDT Viktoria
32	CRO	MARINIC Matija	32	IRL	CORCORAN Madison

QUALIFICATION PHASE

33	MAR	SOUDI Mathis	33	AUT	KUHNLE Corinna
34	SVK	BENUS Matej	34	CHN	LI Shiting
35	NED	OTTEN Joris	35	SVK	PANKOVA Zuzana
36	EOB	REZANEJAD Amir	36	JPN	YAZAWA Aki
37	USA	EICHFELD Casey	37	JPN	OKAZAKI Haruka
38	COM	BARAT Andy			



Final Placing by NOC

Classement final par CNO

As of MON 5 AUG 2024

NOC	Men's Kayak Single	Women's Kayak Single	Men's Canoe Single	Women's Canoe Single	Men's Kayak Cross	Women's Kayak Cross
ALG - Algeria		14				7
AND - Andorra		22		6		15
AUS - Australia	7	1	9	1	10, 15	1, 26
AUT - Austria	10	10		14	17	31, 33
BRA - Brazil	20	4	18	5	27	8
CAN - Canada	21	20	15	19	29	24
CHN - People's Republic of China	11	16		15	26	34
COM - Comoros	24				38	
CRO - Croatia			8		32	
CZE - Czechia	8	21	6	7	4, 11	23, 25
EOR - Refugee Olympic Team			19		36	
ESP - Spain	3	12	5	10	14, 25	12, 17
FRA - France	2	6	1	13	7, 9	2, 9
GBR - Great Britain	5	3	2	12	2, 31	3, 13
GER - Germany	9	11	4	2	3, 30	4, 14
IRL - Ireland	15	24	7	21	21, 22	32
ITA - Italy	1	5	14	18	13	16, 20
JPN - Japan	14	17	13	20	20	36, 37
MAR - Morocco	16				33	
MEX - Mexico		25				28
NED - Netherlands		13	17	16	35	19, 21
NZL - New Zealand	19	8			1	5
POL - Poland	13	2	10	17	8, 16	22
SEN - Senegal	22		12		19	
SLO - Slovenia	18	7	11	9	12, 24	18, 29
SUI - Switzerland	4	19		8	5	6
SVK - Slovakia	6	9	3	4	6, 34	27, 35
SWE - Sweden	12				28	
TPE - Chinese Taipei	23	23			23	30
TUN - Tunisia	17		20		18	
UKR - Ukraine		18		11		11
USA - United States of America		15	16	3	37	10

Note:
Does not include AIN results



Medal Standings

Tableau des médailles

As of MON 5 AUG 2024 at 17:01

After 6 of 6 Events

Rank	NOC	Men				Women				Total				Rank by Total
		G	S	B	Tot.	G	S	B	Tot.	G	S	B	Tot.	
1	AUS - Australia					3			3	3			3	=2
2	FRA - France	1	1		2		1		1	1	2		3	=2
3	ITA - Italy	1			1					1			1	=5
3	NZL - New Zealand	1			1					1			1	=5
5	GBR - Great Britain		2		2			2	2		2	2	4	1
6	GER - Germany			1	1		1		1		1	1	2	4
7	POL - Poland						1		1		1		1	=5
8	ESP - Spain			1	1							1	1	=5
8	SVK - Slovakia			1	1							1	1	=5
8	USA - United States							1	1			1	1	=5
Total:		3	3	3	9	3	3	3	9	6	6	6	18	

Note:

Rank by Total is calculated by the total number of gold, silver and bronze medals.

Legend:

= Equal sign indicates that two or more NOCs share the same rank by total
G Gold
Tot. Total
B Bronze
S Silver



Official Communication
Communication officielle

Item: 1

Rescheduling of WC1 and MK1 Heats

Summary:

Due to lightning, thunderstorms, hail and strong precipitation risks forecasted for late afternoon on TUE 30 JUL, the WC1 and MK1 Heats Competition program will be rescheduled. The session will start as scheduled at 15:00 but the start intervals for both runs between each athlete will be reduced respectively to: 2 minutes for WC1 and 1 minute 40 seconds for MK1

Details:

-

Issued by: Jean-Michel Prono, ICF technical delegate
Time: 12:30
Date: 30 JUL 2024

This decision affects: Results
Schedule
Other

X



Sport Communication

Communication sportive

Item: 1

Start lane n°2 - Official start position for Kayak Cross Time Trials

The start lane n°2 has been designated as the official start position for the Kayak Cross Time Trials.

Issued by: Jean-Michel Prono - IF Delegate
Time: 21:00
Date: 21 JUL 2024



Sport Communication
Communication sportive

Item: 2

Heats Course design approval with change

Heats course design has been approved with the following change: Gate 7 is moved upstream by 20 cm.

Issued by: Jean-Michel Prono - IF delegate
Time: 10:10
Date: 26 JUL 2024



Sport Communication

Communication sportive

Item: 3

TVS room policy

The joint PARIS 2024/ICF policy does not allow any cabling/wiring solution going from the TVS room to the NOC or other external areas. This principle is established in order to protect a robust system delivery of the TVS feed to all teams/NOCs during the competition.

Issued by: Jean-Michel Prono - Canoe slalom Technical delegate
Time: 14:00
Date: 27 JUL 2024



Sport Communication
Communication sportive

Item: 4

Semi Final and Final Course design approved

Semi Final and Final course design has been approved with no change.

Issued by: Jean-Michel Prono - IF delegate
Time: 12:00
Date: 28 JUL 2024



Sport Communication

Communication sportive

Item: 5

Kayak Cross clarification

Summary:

The Paris2024 Canoe Slalom jury has reviewed the Kayak Cross situation and agreed that for a kayak roll, to be correctly performed, the following criteria will need to be met: 1) The roll need to complete 360 degrees 2) The boat needs to be upside down under the barrier. NB: no longer any reference to the head

Details:

-

Issued by: Paris2024 Canoe Slalom jury
Time: 15:46
Date: 2 AUG 2024



ICF Activity List

ICF Liste d'activités

As of TUE 30 JUL 2024

REVISED
30 JUL 14:10

Date	Start Time	Estimated Finish Time	Activity
FRI 19 JUL	14:00		First athlete on the venue
	14:00		Start of the session
		18:00	End of the session
	18:00		Last athlete on the venue
SAT 20 JUL	7:30		First athlete on the venue
	7:30	7:50	Pumps P1 on / water stabilized
	7:45	8:15	Gate regulation P1
	8:30		Start of the session - Forerunners last session
	8:30	9:30	C&K - Group A
	9:30	10:30	C&K - Group B
	10:00	16:00	Free Equipment Control
	10:30	11:30	C&K - Group C
	11:30	12:30	C&K - Group D
	12:30	13:00	Gate removal
	13:10	13:40	Olympic torch relay
	13:45	14:15	Gate setting
	14:30	15:00	Welcome Team Leader Meeting
	14:30	15:30	C&K - Forerunners
	15:30	16:30	C&K - Group A
	16:30	17:30	C&K - Group B
	17:30	18:30	C&K - Group C
	18:30	19:30	C&K - Group D
		19:30	End of the session
	19:30	20:00	Training course setting
	20:00	20:20	Pumps P1 OFF
	20:35		Last athlete on the venue
SUN 21 JUL	7:00	7:20	Pumps P1 on / water stabilized
	7:30		First athlete on the venue
	8:00		Start of the session - Forerunners first session
	8:00	9:00	C&K - Forerunners
	9:00	10:00	C&K - Group B
	10:30	14:30	Head shot - session 1
	10:00	11:00	C&K - Group C



Date	Start Time	Estimated Finish Time	Activity
	10:00	16:00	Free Equipment Control
	11:00	12:00	C&K - Group D
	12:00	13:00	C&K - Group A
	13:00	13:30	Free session
	13:30	13:45	Pumps P1 off
	13:30	13:45	Gate removal
	13:45	14:30	CSLX - gate setting
	14:15	14:30	Pumps P1 on / water stabilized
	15:00	16:00	CSLX - Group 1
	16:30	19:30	Head shot - session 2
	16:00	17:00	CSLX - Group 2
	17:00	18:00	CSLX - Group 3
		18:00	End of the session
	18:00	18:30	Training course setting
	18:30		Pumps P1 OFF
	20:35		Last athlete on the venue
MON 22 JUL	7:00	7:20	Pumps P1 on / water stabilized
	7:30		First athlete on the venue
	8:00		Start of the session - Forerunners first session
	8:00	9:00	CSLX - Forerunners
	9:00	10:00	CSLX - Group 2
	10:30	13:30	Head shot - session 3
	10:00	11:00	CSLX - Group 3
	10:00	16:00	Free Equipment Control
	11:00	12:00	CSLX - Group 1
	12:00	12:15	CSLX - Gate removal
	12:15	13:00	C&K - gate setting
	13:00	14:00	C&K - Forerunners
	14:00	15:00	C&K - Groupe C
	15:30	19:30	Head shot - session 4
	15:00	16:00	C&K - Groupe D
	16:00	17:00	C&K - Groupe A
	17:00	18:00	C&K - Groupe B
	18:00	19:00	C&K - Free session
		19:00	End of the session
	19:00	19:30	Training course setting



Date	Start Time	Estimated Finish Time	Activity
TUE 23 JUL	19:30		Pumps P1 OFF
	20:35		Last athlete on the venue
	7:30		First athlete on the venue
	8:00		Start of the session - Forerunners first session
	8:00	9:00	C&K - Forerunners
	9:00	10:00	C&K - Group B
	10:30	14:30	Head shot - session 5
	10:00	11:00	C&K - Group C
	10:00	16:00	Free Equipment Control
	11:00	12:00	C&K - Group D
	12:00	13:00	C&K - Group A
			Break
	14:00	15:00	C&K - Forerunners
	15:00	16:00	C&K - Group B
	16:30	20:30	Head shot - session 6
	16:00	17:00	C&K - Group C
	17:00	18:00	C&K - Group D
	18:00	19:00	C&K - Group A
	19:00	19:00	End of the session
		19:30	Training course setting
	19:30	Pumps P1 OFF	
	20:35	Last athlete on the venue	
WED 24 JUL	7:00	7:20	Pumps P1 on / water stabilized
	7:30		First athlete on the venue
	8:00	8:00	Start of the session - Forerunners first session
	8:00	9:00	C&K - Forerunners
	9:00	10:00	C&K - Group A
	10:00	11:00	C&K - Group B
	11:00	12:00	C&K - Group C
	12:00	13:00	C&K - Group D
	13:00	14:00	C&K - Free session
	14:00	14:15	Gate removal
	14:15	15:00	CSLX - gate setting
	15:00	16:00	CSLX - Group 1
	15:30	19:00	CSLX - Official Equipment Control
	16:00	17:00	CSLX - Group 2
	17:00	18:00	CSLX - Group 3
		19:00	End of the session



Date	Start Time	Estimated Finish Time	Activity	
THU 25 JUL	19:00	19:30	Training course setting	
	19:30	19:30	Pumps P1 OFF	
	20:35		Last athlete on the venue	
	07:30		First athlete on the venue	
	8:00	8:00	Start of the session - Forerunners first session	
	8:10	8:45	Gate regulation P1	
	9:00		Start of the session - No Forerunners	
	9:00	10:00	C&K - Group D	
	9:30	14:00	C&K - Official Equipment Control	
	10:00	11:00	C&K - Group A	
	11:00	12:00	C&K - Group B	
	12:00	13:00	C&K - Group C	
	13:30	14:15	ITOs & NTOs Lunch	
	14:00	15:00	C&K - Group D	
	14:30	19:00	C&K - Official Equipment Control	
	15:00	16:00	C&K - Group A	
	16:00	17:00	C&K - Group B	
	17:00	18:00	C&K - Group C	
	18:30	19:30	Team Leader Meeting	
		19:00	End of the session	
		19:00	20:00	Training gates removal
		20:00		Last athlete on the venue
		20:00	21:00	Heats course construction
	21:00		Pumps P1 OFF	
FRI 26 JUL	7:30		First athlete on the venue	
	7:30	7:50	Pumps P1 on / water stabilized	
	8:00	9:00	Heats COURSE - Course setting & gate regulation	
	9:00	9:45	Heats COURSE - Tuning with demonstration runners	
	10:00	10:10	Heats COURSE - Approval	
	10:30	10:58	Heats Full Length demo run & Rehearsal (8 boats, start interval 3,5 min)	
	12:30	12:30	Pumps P1 off	
	13:35		Last athlete on the venue	
	19:30	22:30	Paris 2024 - Olympic Games Opening Ceremony	
SAT 27 JUL	6:30		First athlete on the venue	
	8:00	8:20	Pumps P2 on / water stabilized	
	8:15	8:45	Gate regulation P2	



Date	Start Time	Estimated Finish Time	Activity
	9:00		Start of the session
	9:00	10:00	C&K - Group D & C
	10:00	11:00	C&K - Group A & B
	11:00	11:15	CSLX - gate setting & regulation
	11:15	12:00:00	CSLX - Free session
		12:00:00	End of the session
	12:00	12:20:00	Pumps P2 OFF
	12:30	12:50:00	Pumps P1 on / water stabilized
	13:00	13:45:00	HEATS COURSE - Gate regulation
	14:40	14:50:00	Forerunners MC1 x 2, WK1x 2, (2.5 minute intervals)
	15:00		Start of the session
	15:00	15:52:30	Men's Canoe Single Heats 1st Run
	16:00	17:02:30	Women's Kayak Single Heats 1st Run
	17:10	18:02:30	Men's Canoe Single Heats 2nd Run
	18:10	18:10:00	Women's Kayak Single Heats 2nd Run
		19:15	End of the session
	19:25	20:55:00	SF/F COURSE - Construction
	21:05	21:05:00	Pumps P1 off
	21:10		Last athlete on the venue
SUN 28 JUL	6:30		First athlete on the venue
	7:00	7:20	Pumps P2 on / water stabilised
	7:15	7:45	Gate regulation P2
	8:00		Start of the session
	8:00	8:45	CSLX - Free Session
	8:45	09:00	C&K - Gate regulation
	9:00	09:30	C&K - Group A & B
	9:30	10:00	C&K - Group D & C
		10:00	End of the session
	10:00	10:20	Pumps P2 OFF
	10:00	10:20	Pumps P1 on / water stabilized
	10:15	10:50	SF/F COURSE Gate regulation
	11:00	11:50	SF/F COURSE - Tuning via demonstration runners
	12:00	12:10	SF/F COURSE - Approval
	12:30	12:58	SF/F COURSE - Full length run & Rehearsal
	13:30	14:15	SF/F COURSE Gate regulation
	15:10	15:16	Forerunners WK1 x 2 (3-minute intervals)
	15:30		Start of the Session
	15:30	16:36	Women's Kayak Single Semifinal
	17:45	18:29	Women's Kayak Single Final



Date	Start Time	Estimated Finish Time	Activity
	18:40		Women's Kayak Single Victory Ceremony
		18:50	End of the Session
	19:10	19:10	Pumps P1 off
	20:55		Last athlete on the venue
MON 29 JUL	6:30		First athlete on the venue
	8:00	8:20	Pumps P2 on / water stabilized
	8:15	8:45	Gate regulation P2
	9:00		Start of the session
	9:00	10:00	C&K - Group A & B
	10:00	11:00	C&K - Group C & D
	11:00	11:15	CSLX - gate setting & regulation
	11:15	12:00	CSLX - Free session
		12:00	End of the session
	12:00	12:20	Pumps P2 OFF
	13:00	13:20	Pumps P1 on / water stabilized
	13:30	14:15	SF/F COURSE - Gate regulation
	15:10	15:16	Forerunners MC1 x 2 (3-minute intervals)
	15:30		Start of the session
	15:30	16:24	Men's Canoe Single Semifinal
	17:20	18:04	Men's Canoe Single Final
	18:15		Men's Canoe Single Victory Ceremony
		18:30	End of the session
	18:40	20:10	HEATS COURSE - Construction
	18:50	18:50	Pumps P1 off
	20:40		Last athlete on the venue
TUE 30 JUL	8:00	8:20	Pumps P2 on / water stabilized
	6:30		First athlete on the venue
	8:15	8:45	Gate regulation P2
	9:00		Start of the session
	9:00	10:00	C&K - Group C & D
	10:00	11:00	C&K - Group A & B
	11:00	11:15	CSLX - gate setting & regulation
	11:15	12:0	CSLX - Free session
	12:10	12:3	Pumps P2 OFF
	12:30	12:50	Pumps P1 on / water stabilized
	13:00	13:45	HEATS COURSE - Gate regulation



Date	Start Time	Estimated Finish Time	Activity
	14:40	14:50	Forerunners WC1 x 2, MK1 x 2 (2.5-minute intervals)
	15:00		Start of the session
	15:00	15:52	Women's Canoe Single Heats 1st run
	16:00	17:00	Men's Kayak Single Heats 1st run
	17:10	18:02	Women's Canoe Single Heats 2nd run
	18:10	18:10:	Men's Kayak Single Heats 2nd run
		19:10	End of the session
	19:20	20:50	SF/F COURSE - Construction
	21:00	21:00	Pumps P1 off
	21:10		Last athlete on the venue
WED 31 JUL	8:00		Medical station for Athlete open/Ambulance Stand by
	8:00		First athlete on the venue
	8:15	8:45	Gate regulation P2
	9:00		Start of the session
	9:00	9:45:	C&K - Group A & B
	9:45	10:30	C&K - Group C & D
	10:30	10:45	CSLX - gate setting & regulation
	10:45	12:00	CSLX - Free session
		12:00	End of the session
	12:10	12:30	Pumps P2 OFF
	13:00	13:20	Pumps P1 on / water stabilized
	13:30	14:15	SF/F COURSE - Gate regulation
	15:10	15:16	Forerunners WC1x 2 (3-minute intervals)
	15:30		Start of the session
	15:30	16:24	Women's Canoe Single Semifinal
	17:25	18:24	Women's Canoe Single Final
	18:20	18:30	Women's Canoe Single Victory Ceremony
		18:30	End of the session
	18:50	18:50	Pumps P1 off
	20:40		Last athlete on the venue
THU 1 AUG	6:30		First athlete on the venue
	8:00	8:20	Pumps P2 on / water stabilized
	8:15	8:45	Gate regulation P2
	9:00		Start of the session
	9:00	9:45	C&K - Free session



Date	Start Time	Estimated Finish Time	Activity
	9:45	10:00	CSLX - gate setting & regulation
	10:00	11:00	CSLX - Group C & D
	11:00	12:00	CSLX - Group A & B
		12:00	End of the session
	12:10	12:30	Pumps P2 OFF
	13:00	13:20	Pumps P1 on / water stabilized
	13:30	14:15	SF/F COURSE - Gate regulation
	15:30		Start of the session
	15:30	16:30	Men's Kayak Single Semifinal
	17:30	18:14	Men's Kayak Single Final
	18:25	18:35	Men's Kayak Single Victory Ceremony
		18:35	End of the session
	18:55	18:55	Pumps P1 off
	19:15	19:45	Team Leader Meeting special kayak cross
	20:40		Last athlete on the venue
FRI 2 AUG	6:30		First athlete on the venue
	09:00	09:20	Pumps P1 on / water stabilized
	9:15	09:45	Gate regulation P1
	10:00		Start of the session
	10:00	11:30	CSLX - Group Men
	11:30	13:00	CSLX - Group Women
		13:00	End of the session
	13:30	13:38	Kayak cross - time trials (8 boats, start interval 1 min)
	15:10	15:22	Forerunners (8 boats, start interval 1min)
	15:30		Start of the session
	15:30	16:27	Men's Kayak Cross Time Trial
	16:40	17:37	Women's Kayak Cross Time Trials
		17:45	End of the session
	18:30	18:50	Kayak cross - 4 races (start interval 5 minutes)
	19:10	19:10	Pumps P1 off
	20:10		Last athlete on the venue



Date	Start Time	Estimated Finish Time	Activity
SAT 3 AUG	6:30		First athlete on the venue
	9:00	9:20	Pumps P1 on / water stabilized
	9:15	9:45	Gate regulation P1
	10:00		Start of the session
	10:00	11:30	CSLX - Group Women
	11:30	13:00	CSLX - Group Men
		13:00	End of the session
	13:30	14:15	COURSE - Gate regulation
	15:30		Start of the session
			Women's Kayak Cross Round 1
	15:30	15:31	Women's Kayak Cross Round 1 Race 1
	15:35	15:36	Women's Kayak Cross Round 1 Race 2
	15:40	15:41	Women's Kayak Cross Round 1 Race 3
	15:45	15:46	Women's Kayak Cross Round 1 Race 4
	15:50	15:51	Women's Kayak Cross Round 1 Race 5
	15:55	15:56	Women's Kayak Cross Round 1 Race 6
	16:00	16:01	Women's Kayak Cross Round 1 Race 7
	16:05	16:06	Women's Kayak Cross Round 1 Race 8
	16:10	16:11	Women's Kayak Cross Round 1 Race 9
	16:15	16:16	Women's Kayak Cross Round 1 Race 10
	16:20	16:21	Women's Kayak Cross Round 1 Race 11
	16:40		Men's Kayak Cross Round 1
	16:40	16:41	Men's Kayak Cross Round 1 Race 1
	16:45	16:46	Men's Kayak Cross Round 1 Race 2
	16:50	16:51	Men's Kayak Cross Round 1 Race 3
	16:55	16:56	Men's Kayak Cross Round 1 Race 4
	17:00	17:01	Men's Kayak Cross Round 1 Race 5
	17:05	17:06	Men's Kayak Cross Round 1 Race 6
	17:10	17:11	Men's Kayak Cross Round 1 Race 7
	17:15	17:14	Men's Kayak Cross Round 1 Race 8
	17:20	17:21	Men's Kayak Cross Round 1 Race 9
	17:25	17:26	Men's Kayak Cross Round 1 Race 10
	17:30	17:31	Men's Kayak Cross Round 1 Race 11
	18:05		Women's Kayak Cross Repechage
	18:05	18:06	Women's Kayak Cross Repechage Race 1
18:10	18:11	Women's Kayak Cross Repechage Race 2	
18:15	18:16	Women's Kayak Cross Repechage Race 3	
18:20	18:21	Women's Kayak Cross Repechage Race 4	
18:25	18:26	Women's Kayak Cross Repechage Race 5	



Date	Start Time	Estimated Finish Time	Activity
			Men's Kayak Cross Repechage
	18:45	18:46	Men's Kayak Cross Repechage Race 1
	18:50	18:51	Men's Kayak Cross Repechage Race 2
	18:55	18:56	Men's Kayak Cross Repechage Race 3
	19:00	19:01	Men's Kayak Cross Repechage Race 4
	19:05	19:06	Men's Kayak Cross Repechage Race 5
		19:15	End of the session
	19:35	19:35	Pumps P1 off
	21:05		Last athlete on the venue
SUN 4 AUG	7:00		First athlete on the venue
	9:00	9:20	Pumps P1 on / water stabilized
	9:15	9:45	Gate regulation P1
	10:00		Start of the session
	10:00	11:00	CSLX - Group Women
	11:00	12:00	CSLX - Group Men
		12:00	End of the session
	13:30	14:15	COURSE - Gate regulation
	15:10	15:20	Forerunners 2 races (start interval 5 minutes)
	15:30		Start of the session
			Men's Kayak Cross Heats
	15:30	15:31	Men's Kayak Cross Heat 1
	15:35	15:36	Men's Kayak Cross Heat 2
	15:40	15:41	Men's Kayak Cross Heat 3
	15:45	15:46	Men's Kayak Cross Heat 4
	15:50	15:51	Men's Kayak Cross Heat 5
	15:55	15:56	Men's Kayak Cross Heat 6
	16:00	16:01	Men's Kayak Cross Heat 7
	16:05	16:06	Men's Kayak Cross Heat 8
			Women's Kayak Cross Heat
	16:45	16:46	Women's Kayak Cross Heat 1
	16:50	16:51	Women's Kayak Cross Heat 2
	16:55	16:56	Women's Kayak Cross Heat 3
	17:00	17:01	Women's Kayak Cross Heat 4
	17:05	17:06	Women's Kayak Cross Heat 5
	17:10	17:11	Women's Kayak Cross Heat 6
	17:15	17:16	Women's Kayak Cross Heat 7
	17:20	17:21	Women's Kayak Cross Heat 8



Date	Start Time	Estimated Finish Time	Activity
		17:25	End of the session
	17:45	17:45	Pumps P1 off
	20:10		Last athlete on the venue
MON 5 AUG	7:30		First athlete on the venue
	9:00	9:20	Pumps P1 on / water stabilized
	9:15	9:45	Gate regulation P1
	10:00		Start of the session
	10:00	10:45	CSLX - Group Women
	10:45	11:30	CSLX - Group Men
		11:30	End of the session
	13:30	14:15	COURSE - Gate regulation
	15:10	15:20	Forerunners 2 races (start interval 5 minutes)
	15:30		Start of the session
			Women's Kayak Cross Quarterfinal
	15:30		Women's Kayak Cross Quarterfinal 1
	15:35		Women's Kayak Cross Quarterfinal 2
	15:40		Women's Kayak Cross Quarterfinal 3
	15:45		Women's Kayak Cross Quarterfinal 4
			Men's Kayak Cross Quarterfinal
	15:52		Men's Kayak Cross Quarterfinal 1
	15:57		Men's Kayak Cross Quarterfinal 2
	16:02		Men's Kayak Cross Quarterfinal 3
	16:07		Men's Kayak Cross Quarterfinal 4
			Women's Kayak Cross Semifinal
	16:15		Women's Kayak Cross Semifinal 1
	16:20		Women's Kayak Cross Semifinal 2
			Men's Kayak Cross Semifinals
	16:28		Men's Kayak Cross Semifinal 1
	16:33		Men's Kayak Cross Semifinal 2
	16:43		Women's Kayak Cross Small Final
	16:48		Men's Kayak Cross Small Final
	16:55		Women's Kayak Cross Final
	17:00		Men's Kayak Cross Final
	17:10		Women's Kayak Cross Victory Ceremony
	17:20		Men's Kayak Cross Victory Ceremony
		17:30	End of the session



Sport Terminology

Terminologie du sport

As of MON 15 JUL 2024

Term	Definition
Boat and Equipment Control	Verification of the length, weight and other technical details of the boats and other equipment is organised in a single session, held a few days before the final Team Leaders' meeting.
Boat Roll	A boat roll is the act of righting a capsized kayak or canoe by using body motion and/or a paddle. In Kayak Cross, a boat roll is valid when the athlete executes a 360 degree rotation around the longitudinal axis with the kayak.
Roll Barrier	The roll barrier is an obstacle hanging above the water under which athletes must execute a boat roll. At one point the boat must be upside down under the barrier.
Roll Zone	The roll zone is the delimited area in which athletes have to execute their boat roll.
Capsizing	Capsizing occurs when an athlete has left the boat completely during a run. Please note that a boat roll is not considered a capsize.
Disqualification	A ruling by officials that a competitor or team has broken the rules of the sport and cannot be considered for placing in an event unit, a phase or an event. A competitor may be disqualified for the run/race (DSQ) or for the whole competition (DQB).
Faults	In Kayak Cross events, athletes can receive a fault for a false start, an incorrect gate negotiation or an incorrect boat roll execution.
Gate	In Kayak Single and Canoe Single events, the gates are formed by two poles with 1.2 to 3.5 metres width measured between the poles. Gates must be negotiated in numerical order, starting from gate 1. Gates have red and green rings painted on their poles. Gates can be downstream (green rings) or upstream (red rings). In the Kayak Cross event, the gates consist of one or two suspended buoys coloured green for downstream gates and red for upstream gates.
Gate Line	An imaginary line between the two poles of a canoe slalom gate.
ICF World Ranking	A ranking system for the athletes in Canoe Slalom. The current ICF World Ranking is a system of points that ranks all competitors in each event. It is calculated from the best five results of the last two (2) years, and is updated by regular releases.
Inquiry	For judging and timing matters, a Team Leader may make an inquiry with no fee. The Chief Judge will review all the available information when processing the inquiry. Following the investigation of the inquiry the decision of the Chief Judge becomes a matter of fact, and therefore cannot be protested further. An inquiry is considered only when submitted within five (5) minutes after the Check-list Individual Results has been posted on the results board. When an inquiry leads to a change in results, all affected teams must be informed. Inquiries are limited to one per boat per event in Heats or the Semifinal, and are not allowed for the Final.
Jury	The Jury is the highest decision making authority during the competition.
Penalties	In Kayak Single and Canoe Single events, athletes are given penalties of either two (2) or fifty (50) seconds for incorrect negotiation of a gate.



Sport Terminology

Terminologie du sport

As of MON 15 JUL 2024

Term	Definition
Phase	<p>A step in the progression of the competition.</p> <p>See "Canoe Slalom References" for the list of competition phases.</p>
Protest	<p>A protest is considered only when it is submitted in writing by the Team Leader. Protests must be announced and submitted within the defined time after the official posting of results for the last competitor in the event.</p> <p>A protest must be submitted personally to the Chief Judge (verbally within five (5) minutes, and then in writing within twenty (20) minutes of the results being posted) and be accompanied by a deposit in accordance with ICF rules.</p> <p>Matters of fact (Chief Judge's decisions on penalties) cannot be protested.</p>
Rank	Placing in an event. Athletes are ranked according to ICF rules.
Results Board	A bulletin board located close to the results area where start lists, check-lists of individual results, unofficial and official results and other items are posted.
Run	A run is the completion of the course, from start to finish, by an athlete.
Run Series	A stage of each competition phase. The Heats consist of two runs, and the Semifinal and the Final consist of one run in each.
Start Interval	The time interval between two competitors starting a run. Exceptionally, the start interval may be changed during a phase.
Total Time	The final score is presented in seconds and hundredths of seconds. It represents the sum of run time and any penalties in seconds.

Note:
For further information please consult: www.canoeicf.com.

OUVRONS GRAND
RAND LES JEUX OUV
EN GAMES WIDE OF
WIDE OPEN GAMES
OUVRONS GRAND
RAND LES JEUX OUV
EN GAM WIDE OF
S WIDE O GAMES
OUVRONS GRAND
RAND LES JEUX OUV
EN GAMES WIDE OF
S WIDE OPEN GAMES
OUVRONS GRAND
RAND LES JEUX OUV

